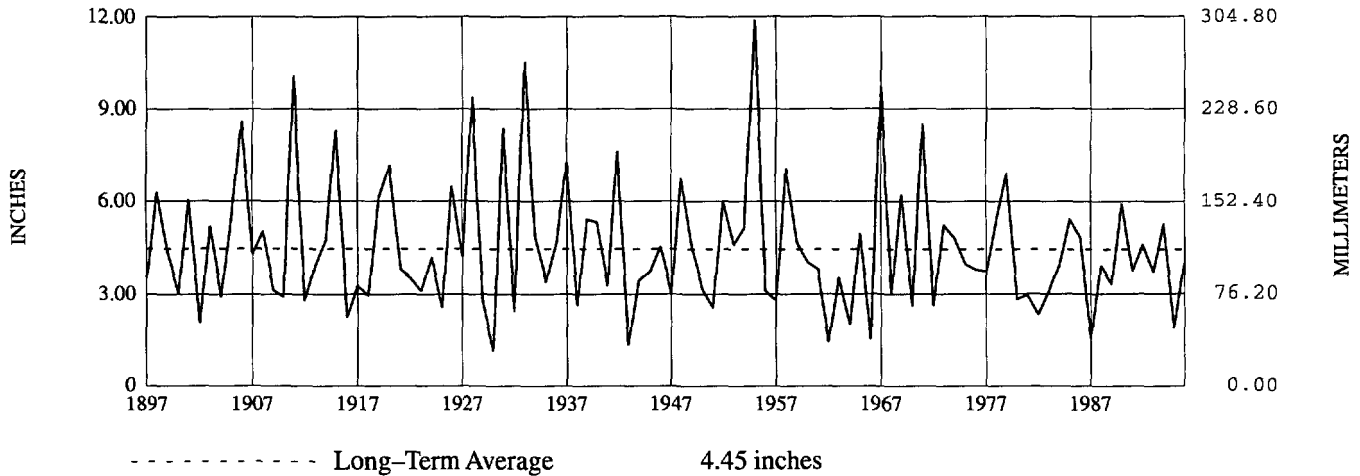


# CLIMATOLOGICAL DATA

## MARYLAND AND DELAWARE AUGUST 1996

VOLUME 100 NUMBER 08

ISSN 0145-0549



MARYLAND AND DELAWARE PRECIPITATION AUGUST, 1897-1996

### TEMPERATURE AND PRECIPITATION EXTREMES

**MARYLAND**

HIGHEST TEMPERATURE	96	AUGUST 23	BALTIMORE CITY	R
LOWEST TEMPERATURE	47	AUGUST 11	OAKLAND 1 SE	
GREATEST TOTAL PRECIPITATION	6.88		SNOW HILL 4 N	
LEAST TOTAL PRECIPITATION	2.82		FROSTBURG 2	
GREATEST 1 DAY PRECIPITATION	3.17	AUGUST 13	SNOW HILL 4 N	

"I certify that this is an official publication of the National Oceanic and Atmospheric Administration (NOAA). It is compiled using information from weather observing sites supervised by NOAA/National Weather Service and received at the National Climatic Data Center (NCDC), Asheville, North Carolina 28801."

*Kenneth D. Haden*

DIRECTOR  
NATIONAL CLIMATIC DATA CENTER

**noaa**

National  
Oceanic and  
Atmospheric Administration

National  
Environmental Satellite, Data  
and Information Service

National  
Climatic Data Center  
Asheville, North Carolina

## TEMPERATURE AND PRECIPITATION EXTREMES

### DELAWARE

HIGHEST TEMPERATURE	91	AUGUST 23	NEWARK UNIVERSITY FARM
LOWEST TEMPERATURE	55	AUGUST 8	GEORGETOWN 5 SW
GREATEST TOTAL PRECIPITATION	5.83		DOVER
LEAST TOTAL PRECIPITATION	2.99		GREENWOOD 2 NE
GREATEST 1 DAY PRECIPITATION	4.71	AUGUST 13	DOVER

**This page intentionally left blank.**

MONTHLY STATION AND DIVISION SUMMARY

STATION	TEMPERATURE (°F)												NO. OF DAYS			
	AVERAGE MAXIMUM	AVERAGE MINIMUM	AVERAGE	DEPARTURE FROM NORMAL	HIGHEST	DATE	LOWEST	DATE	HEATING DEGREE DAYS	COOLING DEGREE DAYS	MAX		MIN			
											90 OR ABOVE	32 OR BELOW	32 OR BELOW	0 OR BELOW		
<b>MARYLAND</b>																
SOUTHERN EASTERN SHORE 01																
ASSATEAGUE IS NATL SEA	82.8	66.6	74.7		92	24	61	21+	0	308	1	0	0	0		
PRINCESS ANNE	85.1	60.8	73.0	-2.2	90	23	55	21+	0	254	1	0	0	0		
SALISBURY	83.7	65.4	74.6	-1.3	90	23	61	21+	0	304	1	0	0	0		
SALISBURY FAA ARPT	83.9	63.0	73.5	-1.8	90	24	57	21+	0	271	1	0	0	0		
SNOW HILL 4 N	84.3	62.2	73.3	-1.4	92	24	56	8	0	263	2	0	0	0		
--DIVISIONAL DATA----->																
CENTRAL EASTERN SHORE 02																
ROYAL OAK 2 SSW	85.5	64.5	75.0	-1.2	92	23	57	31+	0	315	2	0	0	0		
VIENNA	85.8	65.8	75.8	-0.5	92	23	60	31+	0	344	2	0	0	0		
--DIVISIONAL DATA----->																
LOWER SOUTHERN 03																
LA PLATA 1 W	81.9	65.4	73.7	-0.9	90	23	58	11	0	275	1	0	0	0		
MECHANICVILLE 5 NE	81.6	63.3	72.5	-2.1	88	23+	57	31	0	237	0	0	0	0		
OWINGS FERRY LANDING	82.8	63.1	73.0	-1.9	90	23	57	31+	0	254	1	0	0	0		
--DIVISIONAL DATA----->																
UPPER SOUTHERN 04																
ANNAPOLIS POLICE BRKS	84.3	67.2	75.8	-0.5	91	23	62	14+	0	337	2	0	0	0		
BALTIMORE WSO ARPT R	84.0	62.3	73.2	-2.4	92	23	56	11	0	259	1	0	0	0		
BELTSVILLE	84.7	63.8	74.3	.1	92	24	59	31+	0	295	2	0	0	0		
DALECARLIA RESERVOIR	86.3	63.1	74.7	-1.1	92	23	57	11	0	306	3	0	0	0		
GLENN DALE BELL STN	85.2	63.4	74.3	.1	93	23	56	12	0	296	3	0	0	0		
LAUREL 3 W	85.6	65.6	75.6	-0.2	93	23	61	31+	0	336	2	0	0	0		
NATIONAL ARBORETUM DC	84.6	64.4	74.5	-1.2	94	24	60	14	0	303	2	0	0	0		
UPPER MARLBORO 3 NNW	84.2	62.5	73.4	-0.3	92	24	58	31+	0	269	2	0	0	0		
--DIVISIONAL DATA----->																
NORTHERN EASTERN SHORE 05																
CHESTERTOWN	84.9	64.3	74.6	-1.0	93	23	58	14+	0	306	2	0	0	0		
MILLINGTON 1 SE M		M	M		93	23	58	31+			2	0	0	0		
--DIVISIONAL DATA----->																
NORTHERN CENTRAL 06																
ABERDEEN PHILLIPS FIEL	83.2	65.7	74.5	-0.5	90	24+	59	14	0	300	2	0	0	0		
BALTIMORE CITY R	85.6	70.7	78.2	-0.5	96	23	64	13	0	416	2	0	0	0		
CATOCTIN MOUNTAIN PARK	78.9	61.5	70.2		86	23	51	11	5	175	0	0	0	0		
CLARKSVILLE 3 NNE	84.9	59.1	72.0		92	23	53	31	0	224	3	0	0	0		
CONOWINGO DAM	86.1	66.0	76.1	2.1	93	23	61	26	0	346	8	0	0	0		
DAMASCUS 2 SSW	80.5	60.5	70.5		88	23	52	11	0	178	0	0	0	0		
EMMITTSBURG 2 SE	81.4	60.6	71.0	-1.7	88	23	55	31	0	192	0	0	0	0		
FREDERICK POLICE BRKS	84.6	63.8	74.2		92	23	55	27	0	292	2	0	0	0		
MILLERS 4 NE	81.4	60.3	70.9		88	23+	56	31+	1	190	0	0	0	0		
ROCKVILLE 1 NE	81.6	63.5	72.6	-0.4	89	23	58	31	0	244	0	0	0	0		
TOWSON M		M	M													
UNIONVILLE	84.8	59.5	72.2	1.0	91	23+	53	31+	0	228	2	0	0	0		
WESTMINSTER POL BRKS	83.7	59.5	71.6	-1.5	89	24+	52	11	0	211	0	0	0	0		
WOODSTOCK	84.2	61.8	73.0	-1.0	91	23	57	31+	0	255	2	0	0	0		
--DIVISIONAL DATA----->																
APPALACHIAN MOUNTAIN 07																
CUMBERLAND 2	84.1	60.9	72.5	-1.4	90	23+	53	11+	0	243	2	0	0	0		
FROSTBURG 2	75.9	57.4	66.7		82	24+	50	12	20	79	0	0	0	0		
HANCOCK	82.5	60.9	71.7	.1	89	24	52	11	3	218	0	0	0	0		
--DIVISIONAL DATA----->																
ALLEGHENY PLATEAU 08																
OAKLAND 1 SE	77.4	55.4	66.4	-0.2	87	8	47	11+	22	72	0	0	0	0		
SAVAGE RIVER DAM	78.5	57.2	67.9	-0.4	85	7	49	11	13	111	0	0	0	0		
--DIVISIONAL DATA----->																
<b>DELAWARE</b>																
NORTHERN 01																
NEWARK UNIVERSITY FARM	84.6	62.7	73.7	-0.9	91	23	57	16	0	276	2	0	0	0		
WILMINGTON WSO ARPT R	82.5	65.4	74.0	-1.0	89	23	60	11	0	285	0	0	0	0		
WILMINGTON PORTER RSVR	82.6	65.2	73.9	.1	90	23	60	14	0	283	1	0	0	0		
--DIVISIONAL DATA----->																
SOUTHERN 02																
DOVER	82.3	65.0	73.7	-2.2	89	24+	60	14	0	274	0	0	0	0		

MONTHLY STATION AND DIVISION SUMMARY

STATION	PRECIPITATION ( IN )									
	TOTAL	DEPARTURE FROM NORMAL	GREATEST DAY	DATE	SLEET, SNOW			NO. OF DAYS		
					TOTAL	MAX. DEPTH ON GROUND	DATE	.10 OR MORE	.50 OR MORE	1.00 OR MORE
<b>MARYLAND</b>										
SOUTHERN EASTERN SHORE 01										
ASSATEAGUE IS NATL SEA	4.81		1.15	3	M	0		7	5	2
PRINCESS ANNE	3.34	-1.75	1.89	13	.0	0		5	2	1
SALISBURY	3.96	-1.03	2.58	13	.0	0		5	2	1
SALISBURY FAA ARPT	4.05	-1.28	2.47	13	.0	0		5	2	1
SNOW HILL 4 N	6.88	1.51	3.17	13	.0	0		7	4	2
--DIVISIONAL DATA----->	4.61	-.26			.0					
CENTRAL EASTERN SHORE 02										
ROYAL OAK 2 SSW	3.21	-1.02	2.82	13	.0	0		3	1	1
VIENNA	3.19	-1.68	1.97	13	.0	0		3	2	1
--DIVISIONAL DATA----->	3.20	-1.20			.0					
LOWER SOUTHERN 03										
LA PLATA 1 W	5.79	1.40	2.20	9	.0	0		6	3	3
MECHANICSVILLE 5 NE	2.89	-1.17	2.00	13	.0	0		5	1	1
OWINGS FERRY LANDING	3.19	-.38	1.91	13	.0	0		4	3	1
--DIVISIONAL DATA----->	3.96	-.01			.0					
UPPER SOUTHERN 04										
ANNAPOLIS POLICE BRKS	4.08	.18	2.05	13	.0	0		5	3	1
BALTIMORE WSO ARPT R	4.17	.25	1.46	12	M	M		5	3	1
BELTSVILLE	3.08	-1.06	2.17	13	.0	0		5	1	1
DALECARLIA RESERVOIR	3.00	-1.29	1.76	13	.0	0		4	2	1
GLENN DALE BELL STN	3.54	-.78	1.91	13	.0	0		4	3	1
LAUREL 3 W	2.94	-1.01	1.31	13	.0	0		4	3	1
NATIONAL ARBORETUM DC	2.95	-1.44	2.00	13	.0	0		4	1	1
UPPER MARLBORO 3 NNW	3.01	-.95	1.72	13	.0	0		5	2	1
--DIVISIONAL DATA----->	3.35	-.82			.0					
NORTHERN EASTERN SHORE 05										
CHESTERTOWN	3.73	-.23	1.90	13	.0	0		4	3	2
MILLINGTON 1 SE	4.63	.56			.0	0		1	1	1
--DIVISIONAL DATA----->	4.18	.30			.0					
NORTHERN CENTRAL 06										
ABERDEEN PHILLIPS FIEL	3.82	-.61	2.89	13	.0	0		4	1	1
BALTIMORE CITY R					M	M				
CATOCTIN MOUNTAIN PARK	4.95		2.01	13	.0	0		6	3	2
CLARKSVILLE 3 NNE	3.84		2.02	13	.0	0		2	2	2
CONOWINGO DAM	5.81	1.35	2.79	13	.0	0		5	4	1
DAMASCUS 2 SSW	3.53		2.30	13	.0	0		5	1	1
EMMITSBURG 2 SE	4.48	.87	2.10	13	.0	0		9	3	1
FREDERICK POLICE BRKS	2.99		1.56	13	.0	0		6	1	1
MILLERS 4 NE	3.39		2.01	13	.0	0		6	1	1
ROCKVILLE 1 NE	2.99	-1.00	1.30	12	.0	0		5	3	1
TOWSON					.0	0				
UNIONVILLE	3.64	.49	1.50	12	.0	0		6	2	2
WESTMINSTER POL BRKS	4.05	.63	2.00	13	.0	0		4	3	1
WOODSTOCK	4.28	.71	2.10	13	.0	0		4	2	2
--DIVISIONAL DATA----->	3.98	.13			.0					
APPALACHIAN MOUNTAIN 07										
CUMBERLAND 2	4.59	1.29	1.62	15	.0	0		7	3	2
FROSTBURG 2	2.82		1.04	13	.0	0		5	3	1
HANCOCK	3.82	.67	1.03	13	.0	0		8	3	1
--DIVISIONAL DATA----->	3.74	.40			.0					
ALLEGHENY PLATEAU 08										
OAKLAND 1 SE	3.21	-.96	1.27	12	.0	0		6	2	1
SAVAGE RIVER DAM	3.83	.64	1.48	13	.0	0		7	2	1
--DIVISIONAL DATA----->	3.52	-.31			.0					
<b>DELAWARE</b>										
NORTHERN 01										
NEWARK UNIVERSITY FARM	4.71	.71	2.67	13	.0	0		6	2	2
WILMINGTON WSO ARPT R	3.04	-.36	1.27	12	M	M		5	2	2
WILMINGTON PORTER RSVR	3.41	-.64	1.91	13	.0	0		5	2	1
--DIVISIONAL DATA----->	3.72	.09			.0					
SOUTHERN 02										
DOVER	5.83	1.58	4.71	13	.0	0		3	2	1

MONTHLY STATION AND DIVISION SUMMARY

STATION	TEMPERATURE (°F)											NO. OF DAYS			
	AVERAGE MAXIMUM	AVERAGE MINIMUM	AVERAGE	DEPARTURE FROM NORMAL	HIGHEST	DATE	LOWEST	DATE	HEATING DEGREE DAYS	COOLING DEGREE DAYS	MAX		MIN		
											90 OR ABOVE	32 OR BELOW	32 OR BELOW	0 OR BELOW	
GEORGETOWN 5 SW	84.4	62.5	73.5	-.8	90	24	55	8	0	269	1	0	0	0	
GREENWOOD 2 NE	83.2	62.5	72.9		89	23	56	31+	0	250	0	0	0	0	
LEWES	83.1	67.7	75.4	.5	90	24+	63	31+	0	331	2	0	0	0	
--DIVISIONAL DATA----->			73.9	-1.2											

MONTHLY STATION AND DIVISION SUMMARY

STATION	PRECIPITATION ( IN )									
	TOTAL	DEPARTURE FROM NORMAL	GREATEST DAY	DATE	SLEET, SNOW			NO. OF DAYS		
					TOTAL	MAX. DEPTH ON GROUND	DATE	.10 OR MORE	.50 OR MORE	1.00 OR MORE
GEORGETOWN 5 SW	4.73	-.73	1.96	13	.0	0		6	3	2
GREENWOOD 2 NE	2.99		2.30	13	.0	0		4	1	1
LEWES	5.44	.20	3.11	13	.0	0		5	3	2
--DIVISIONAL DATA----->	4.75	-.03			.0					

DAILY PRECIPITATION ( INCHES )

STATION	TOTAL	DAY OF MONTH															
		1	2	3	4	5	6	7	8	9	10	11	12	13	14	15	
<b>MARYLAND</b>																	
SOUTHERN EASTERN SHORE 01																	
ASSATEAGUE IS NATL SEA	4.81	.79		1.15									.18	.57			
PRINCESS ANNE	3.34	.92		.10							.21			1.89			
SALISBURY	3.96	.52		.07							.25			2.58	T		
SALISBURY FAA ARPT	4.05	.61		.11						.01	.02		.34	2.47			
SNOW HILL 4 N	6.88	.90	.10	.39							.15		T	3.17	.01		
CENTRAL EASTERN SHORE 02																	
ROYAL OAK 2 SSW	3.21	.13		T						T				2.82			
VIENNA	3.19			.05							.05			1.97			
LOWER SOUTHERN 03																	
LA PLATA 1 W	5.79									2.20			.35	1.73			
MECHANICSVILLE 5 NE	2.89	.15		T						.17	T			2.00			
OWINGS FERRY LANDING	3.19	.16								.52	*	*	.01	1.91			
UPPER SOUTHERN 04																	
ANNAPOLIS POLICE BRKS	4.08	.59								.50	.02		.02	2.05	.01		
BALTIMORE WSO ARPT R	4.17	T		.08						.41			1.46	.94			
BELTSVILLE	3.08	.15									.25			2.17	.01		
DALECARLIA RESERVOIR	3.00				.02					.06			.05	1.76	.01		
GLENN DALE BELL STN	3.54	.02				.04				.14			.05	1.91			
LAUREL 3 W	2.94			.02						.57			.75	1.31			
NATIONAL ARBORETUM DC	2.95	.09						.04	T			.27		2.00	.02	.01	
UPPER MARLBORO 3 NNW	3.01	.28										.23		1.72			
NORTHERN EASTERN SHORE 05																	
CHESTERTOWN	3.73	.11								.03			.68	1.90			
MILLINGTON 1 SE	4.63	1.35	*	*	*	*	*	*	*	*	*	*	*	3.23			
NORTHERN CENTRAL 06																	
ABERDEEN PHILLIPS FIEL	3.82	.44		T						.16			T	2.89			
BALTIMORE CITY R	M	-	-	-	-	-	-	-	-	-	-	-	-	-	-	-	
CATOCTIN MOUNTAIN PARK	4.95			1.19						.77			.30	2.01			
CLARKSVILLE 3 NNE	3.84	.02		.05						.08			.05	2.02			
CONOWINGO DAM	5.81	.87		.04	.07						.79			2.79	.02		
DAMASCUS 2 SSW	3.53			.06						.47			.20	2.30	T	T	
EMMITSBURG 2 SE	4.48			.68			.10	.69		.10			.15	2.10	T	.21	
FREDERICK POLICE BRKS	2.99			.42						.28			.05	1.56	T	T	
MILLERS 4 NE	3.39	T		.10						.30			.24	2.01			
POTOMAC FILTER PLANT	3.56	.02		.04						.20			1.44	1.02	.03		
ROCKVILLE 1 NE	2.99			.03			.11			.58			1.30	.82			
TOWSON	M	-	-	-	-	-	-	-	-	-	-	-	-	-	-	-	
UNIONVILLE	3.64	.05		.10			.22			.26			1.50	1.40			
WESTMINSTER POL BRKS	4.05	.03		.70						.98			.03	2.00			
WOODSTOCK	4.28			.04						.38	.03		.11	2.10			
APPALACHIAN MOUNTAIN 07																	
CUMBERLAND 2	4.59	.40	.04	.03						.55	.22		.05	1.12		1.62	
FROSTBURG 2	2.82	.63		.06						.57	.21		T	1.04	T	T	
HANCOCK	3.82	.32		.41						.39			.10	1.03	.20		
ALLEGHENY PLATEAU 08																	
MERRILL	M	-	-	-	-	-	-	-	-	-	-	-	-	-	-	-	
OAKLAND 1 SE	3.21	.02	.05							.18			1.27	.43			
SAVAGE RIVER DAM	3.83	.47	T	T						.60	.35		.15	1.48			
<b>DELAWARE</b>																	
NORTHERN 01																	
NEWARK UNIVERSITY FARM	4.71	.16								.09			.20	2.67			
WILMINGTON WSO ARPT R	3.04	T		T						.16			1.27	1.09			
WILMINGTON PORTER RSVR	3.41									.32			.76	1.91			
SOUTHERN 02																	
DOVER	5.83	.97		T									T	4.71			
GEORGETOWN 5 SW	4.73	.63	.18		.25									1.96	.04		
GREENWOOD 2 NE	2.99	.38		.03									T	2.30			
LEWES	5.44	1.27	.02	.10							.78		.02	3.11	T		

MARYLAND AND DELAWARE  
AUGUST 1996

DAILY PRECIPITATION ( INCHES )

STATION	DAY OF MONTH															
	16	17	18	19	20	21	22	23	24	25	26	27	28	29	30	31
<b>MARYLAND</b>																
SOUTHERN EASTERN SHORE 01																
ASSATEAGUE IS NATL SEA									1.00			.83		.29		
PRINCESS ANNE		.19											.03			
SALISBURY		.16								T		.33	T	.04	.01	T
SALISBURY FAA ARPT	.09	T										.40				
SNOW HILL 4 N		.62										1.54	T		T	
CENTRAL EASTERN SHORE 02																
ROYAL OAK 2 SSW		.26												T		
VIENNA		.30										.76	.02			.04
LOWER SOUTHERN 03																
LA PLATA 1 W	.19											1.18	.14			
MECHANICSVILLE 5 NE	.15	T	T				T					.03	.39			
OWINGS FERRY LANDING		.51						.01				T	.07			
UPPER SOUTHERN 04																
ANNAPOLIS POLICE BRKS		.38										.45	.06			
BALTIMORE WSO ARPT R	.06					T		T				.93	.29			
BELTSVILLE				.14									.36			
DALECARLIA RESERVOIR	.77	.15										.18				
GLENN DALE BELL STN		.63											.74			
LAUREL 3 W	.09											.20				
NATIONAL ARBORETUM DC	.02	.17											.30	.02	.01	
UPPER MARLBORO 3 NNW		.21										.57				
NORTHERN EASTERN SHORE 05																
CHESTERTOWN	T											1.01				
MILLINGTON 1 SE													.05	T		
NORTHERN CENTRAL 06																
ABERDEEN PHILLIPS FIEL						T						.32	.01			
BALTIMORE CITY R	-	-	-	-	-	-	-	-	-	-	-	-	-	-	-	-
CATOCTIN MOUNTAIN PARK	.32		.03			.06						.27				
CLARKSVILLE 3 NNE		.04				T			.03			1.55		T		
CONOWINGO DAM		.82						.36					.02	.03		
DAMASCUS 2 SSW	.12			T	T	.04	T	.05	T			.29				
EMMITSBURG 2 SE	.18	.20				.07	T					T				
FREDERICK POLICE BRKS	.19	.13										.36	T			
MILLERS 4 NE	.24	.01				.04						.45		T		
POTOMAC FILTER PLANT	.80											.01				
ROCKVILLE 1 NE	.15							T				T				
TOWSON	-	-	-	-	-	-	-	-	-	-	-	-	-	-	-	-
UNIONVILLE	.11												T			
WESTMINSTER POL BRKS												.31				
WOODSTOCK												1.62				
APPALACHIAN MOUNTAIN 07																
CUMBERLAND 2	.18	.04				.02	.19			.05			.08			
FROSTBURG 2	.08	.07					.15			.01			T	T		
HANCOCK	.55						.82									
ALLEGHENY PLATEAU 08																
MERRILL	-	-	-	-	-	-	-	-	-	-	-	-	-	-	-	-
OAKLAND 1 SE	.42					.04			.70			T	T	.10		
SAVAGE RIVER DAM	.28	.02					.42		.03	.03			T	T		
<b>DELAWARE</b>																
NORTHERN 01																
NEWARK UNIVERSITY FARM		1.15				.26							.18			
WILMINGTON WSO ARPT R	.39					.02						.11				
WILMINGTON PORTER RSVR	.23					.02			.13			.04				
SOUTHERN 02																
DOVER		.15														
GEORGETOWN 5 SW		.09	.02										.21	.01		
GREENWOOD 2 NE		.13										.14		.01		
LEWES												T	.12	.02		

DAILY TEMPERATURES (°F)

STATION	OB. TIME	MAX/MIN	DAY OF MONTH														
			1	2	3	4	5	6	7	8	9	10	11	12	13	14	15
<b>MARYLAND</b>																	
SOUTHERN EASTERN SHORE 01																	
ASSATEAGUE IS NATL SEA	07	MAX	76	84	75	80	82	85	82	83	85	86	82	81	76	80	79
		MIN	67	64	70	68	65	63	65	62	69	70	68	63	68	63	62
PRINCESS ANNE	17	MAX	74	87	85	85	86	86	86	86	87	86	88	87	76	82	84
		MIN	65	65	62	60	59	57	60	55	65	64	63	57	62	60	55
SALISBURY	17	MAX	77	85	82	82	85	87	86	86	86	83	81	80	75	80	84
		MIN	70	66	68	69	63	65	65	61	67	69	63	63	66	62	61
SALISBURY FAA ARPT	MID	MAX	77	87	78	82	85	88	84	86	87	84	82	79	74	83	83
		MIN	68	66	68	64	62	60	61	57	64	63	61	61	64	62	58
SNOW HILL 4 N	17	MAX	75	86	81	82	85	87	83	85	87	85	82	79	74	80	83
		MIN	70	63	60	69	61	59	60	56	61	67	58	58	67	60	57
CENTRAL EASTERN SHORE 02																	
ROYAL OAK 2 SSW	18	MAX	84	88	82	84	87	88	89	87	85	83	82	78	73	84	87
		MIN	71	64	69	66	62	64	65	63	69	65	57	64	64	68	61
VIENNA	18	MAX	77	88	86	82	85	86	88	88	85	84	85	82	82	82	87
		OBS															
		MIN	72	69	71	70	64	65	66	61	69	67	60	63	63	62	63
		OBS	***	***	***	***	***	***	***	***	***	***	***	***	***	***	***
LOWER SOUTHERN 03																	
LA PLATA 1 W	18	MAX	81	82	84	80	85	85	84	86	80	79	78	72	70	80	84
		MIN	70	65	72	68	68	69	65	67	70	61	58	63	62	60	61
MECHANICSVILLE 5 NE	19	MAX	80	83	79	81	83	84	84	84	76	80	79	72	68	80	83
		MIN	69	64	68	65	64	64	62	63	66	64	58	62	64	60	60
OWINGS FERRY LANDING	17	MAX	81	83	81	82	83	84	84	85	83	81	81	81	69	82	82
		OBS															
		MIN	68	63	69	65	64	64	62	64	65	62	57	58	62	59	61
		OBS	***	***	***	***	***	***	***	***	***	***	***	***	***	***	***
UPPER SOUTHERN 04																	
ANNAPOLIS POLICE BRKS	17	MAX	83	85	84	83	85	88	87	88	83	84	82	84	72	82	84
		MIN	73	64	63	69	68	68	67	69	69	64	64	62	64	62	67
BALTIMORE WSO ARPT	MID	MAX	84	84	82	83	86	86	86	86	74	83	82	74	75	84	84
		MIN	66	62	65	63	64	62	61	64	67	60	56	62	62	59	62
BELTSVILLE	08	MAX	81	85	86	83	84	87	87	88	88	74	82	82	73	75	86
		MIN	70	62	70	64	66	65	62	64	68	61	59	64	63	59	63
DALECARLIA RESERVOIR	17	MAX	86	86	85	85	89	86	89	87	87	83	83	81	74	87	88
		MIN	68	62	66	64	66	65	63	63	69	60	57	62	60	59	62
GLENN DALE BELL STN	16	MAX	84	85	88	88	87	86	87	86	85	80	81	74	72	83	85
		MIN	69	62	64	69	63	63	69	64	66	65	60	56	62	57	60
LAUREL 3 W	MID	MAX	85	87	89	85	86	88	88	88	75	83	82	76	77	87	87
		MIN	69	66	67	65	67	67	66	68	67	62	61	63	62	63	65
NATIONAL ARBORETUM DC	07	MAX	82	86	86	82	85	88	88	86	87	73	80	80	72	73	85
		MIN	70	64	71	65	67	67	64	66	71	61	61	61	63	60	62
UPPER MARLBORO 3 NNW	08	MAX	82	85	85	83	83	85	87	86	86	75	81	82	73	72	83
		MIN	69	64	64	64	64	64	62	63	65	63	58	59	63	59	60
NORTHERN EASTERN SHORE 05																	
CHESTERTOWN	23	MAX	84	86	82	85	89	89	89	88	81	83	80	72	73	84	87
		MIN	69	65	67	64	69	67	63	65	68	65	58	63	62	58	63
MILLINGTON 1 SE	18	MAX	85	89												86	85
		MIN	72	66												58	62
NORTHERN CENTRAL 06																	
ABERDEEN PHILLIPS FIEL	16	MAX	81	83	82	84	84	85	86	86	86	83	79	72	72	82	83
		OBS															
		MIN	69	63	66	67	68	65	65	68	68	65	62	66	64	59	66
		OBS	***	***	***	***	***	***	***	***	***	***	***	***	***	***	***
BALTIMORE CITY	MID	MAX	83	88	83	85	88	90	89	89	76	83	83	74	77	84	86
		MIN	72	72	72	70	72	72	72	73	71	69	67	66	64	75	70
CATOCTIN MOUNTAIN PARK	17	MAX	79	78	75	79	81	79	83	80	75	75	73	70	68	80	82
		MIN	61	61	62	61	64	65	64	65	66	56	51	59	57	59	64
CLARKSVILLE 3 NNE	17	MAX	84	85	83	84	86	86	87	87	84	81	80	78	74	87	86
		MIN	65	58	65	60	60	57	62	61	63	57	58	59	60	55	57
CONOWINGO DAM	MID	MAX	86	86	82	84	90	88	90	90	77	86	83	71	73	86	84
		MIN	68	68	66	70	66	64	68	68	68	66	64	64	63	62	66
DAMASCUS 2 SSW	22	MAX	80	80	79	81	82	82	83	82	73	78	78	68	70	84	83
		MIN	63	58	64	60	62	63	64	63	65	56	52	61	59	56	62
EMMITSBURG 2 SE	17	MAX	81	81	80	80	83	83	84	83	82	79	78	76	74	82	82
		MIN	62	61	66	63	62	63	63	63	68	59	56	60	61	56	62
FREDERICK POLICE BRKS	17	MAX	84	85	80	83	82	87	87	87	85	80	82	75	72	88	85
		MIN	66	66	66	65	65	67	67	67	69	63	59	64	61	60	66
		OBS															
MILLERS 4 NE	18	MAX	81	81	78	82	83	85	85	83	81	77	76	74	70	83	82
		MIN	62	60	64	59	60	61	59	61	66	60	57	57	58	58	61
ROCKVILLE 1 NE	MID	MAX	82	83	81	81	83	82	84	85	75	79	77	71	72	82	84
		MIN	67	64	66	64	64	66	63	66	67	61	59	62	61	59	62
TOWSON	18	MAX															

DAILY TEMPERATURES ( °F )

STATION	DAY OF MONTH																AVERAGE
	16	17	18	19	20	21	22	23	24	25	26	27	28	29	30	31	
<b>MARYLAND</b>																	
SOUTHERN EASTERN SHORE 01																	
ASSATEAGUE IS NATL SEA	82	83	86	85	83	82	86	86	92	85	85	86	84	82	83	81	82.8
	61	65	70	70	65	61	69	70	70	67	67	68	68	66	72	70	66.6
PRINCESS ANNE	85	85	87	87	85	84	87	90	88	89	86	85	83	85	86	82	85.1
	57	61	65	61	59	55	61	61	66	67	59	63	62	56	57	65	60.8
SALISBURY	85	84	86	87	83	82	87	90	89	87	85	82	83	83	82	81	83.7
	62	65	69	62	65	61	65	66	71	70	65	69	67	64	64	63	65.4
SALISBURY FAA ARPT	86	84	87	86	82	82	88	89	90	85	86	81	84	84	86	82	83.9
	60	65	68	64	61	57	64	64	70	65	62	66	64	63	61	59	63.0
SNOW HILL 4 N	85	85	86	86	84	84	88	91	92	89	86	83	82	84	86	87	84.3
	58	63	65	63	61	57	62	63	67	68	62	67	66	61	57		62.2
CENTRAL EASTERN SHORE 02																	
ROYAL OAK 2 SSW	87	86	88	87	86	84	90	92	88	88	88	87	84	85	84	84	85.5
	67	63	66	61	62	66	66	67	71	66	61	64	65	63	62	57	64.5
VIENNA	86	87	88	87	88	86	88	92	90	87	88	86	84	86	84	85	85.8
	66	63	70	68	63	64	67	67	72	67	65	69	67	64	63	60	65.8
LOWER SOUTHERN 03																	
LA PLATA 1 W	86	82	83	82	82	84	87	90	83	81	84	83	80	83	80	80	81.9
	62	64	67	65	64	67	67	70	70	65	64	66	65	65	65	62	65.4
MECHANICSVILLE 5 NE	85	83	83	84	81	81	88	88	85	83	84	83	81	82	81	81	81.6
	63	62	65	61	61	64	64	66	69	62	61	64	65	62	62	57	63.3
OWINGS FERRY LANDING	86	84	83	84	82	83	87	90	86	83	85	85	81	85	81	81	82.8
	64	62	65	62	61	63	65	67	70	61	60	61	65	64	66	57	63.1
UPPER SOUTHERN 04																	
ANNAPOLIS POLICE BRKS	86	83	86	86	84	84	86	91	90	86	84	82	82	84	82	84	84.3
	68	64	70	66	67	68	70	72	72	68	66	70	68	68	68	64	67.2
BALTIMORE WSO ARPT	87	85	86	86	83	84	88	92	88	86	86	85	82	85	85	84	84.0
	63	62	64	60	61	65	66	65	63	59	59	63	63	63	61	58	62.3
BELTSVILLE	86	89	86	88	87	84	86	91	92	86	88	87	83	83	85	84	84.7
	65	62	67	62	62	66	68	65	68	61	62	65	62	63	62	59	63.8
DALECARLIA RESERVOIR	89	85	86	87	87	88	90	92	91	88	89	88	85	86	83	85	86.3
	64	63	62	62	63	66	58	65	69	61	63	66	62	64	63	59	63.1
GLENN DALE BELL STN	87	86	85	87	84	85	90	93	91	88	87	87	83	86	85	87	85.2
	63	60	65	68	60	64	65	65	72	61	59	63	61	63	61	66	63.4
LAUREL 3 W	89	86	86	86	85	86	92	93	86	88	89	85	85	87	85	82	85.6
	64	64	67	68	66	66	70	70	70	64	66	67	64	64	64	61	65.6
NATIONAL ARBORETUM DC	86	87	85	85	87	86	87	92	94	86	88	89	86	84	86	83	84.6
	65	64	64	61	62	62	62	69	72	63	62	65	63	64	64	61	64.4
UPPER MARLBORO 3 NNW	85	87	85	87	87	84	86	90	92	87	86	87	86	82	87	84	84.2
	62	61	62	62	61	62	65	66	67	61	60	60	63	63	63	58	62.5
NORTHERN EASTERN SHORE 05																	
CHESTERTOWN	87	86	86	87	85	84	90	93	87	87	88	86	83	83	83	85	84.9
	65	63	67	63	64	65	65	69	69	62	63	65	61	64	62	59	64.3
MILLINGTON 1 SE	85	85	88	89	87	81	91	93	88	89	85	83	84	86	85	M	M
	64	63	66	61	65	64	63	68	71	61	61	64	65	63	62	58	M
NORTHERN CENTRAL 06																	
ABERDEEN PHILLIPS FIEL	83	84	84	85	85	82	86	90	90	84	85	85	82	82	83	82	83.2
	66	64	67	66	64	69	66	68	70	68	61	66	67	66	64	63	65.7
BALTIMORE CITY	87	85	88	87	85	87	89	96	88	88	88	86	84	86	86	87	85.6
	70	69	72	72	72	72	73	73	74	70	70	70	69	71	70	69	70.7
CATOCTIN MOUNTAIN PARK	82	79	75	82	79	81	84	86	84	82	82	77	77	79	79	80	78.9
	59	60	71	62	62	63	66	66	67	60	53	62	60	63	58	60	61.5
CLARKSVILLE 3 NNE	88	84	86	87	85	84	90	92	90	86	87	86	83	84	83	84	84.9
	60	58	62	56	57	61	64	59	64	55	56	59	57	58	57	53	59.1
CONOWINGO DAM	88	88	90	92	87	84	88	93	90	90	89	87	85	86	87	88	86.1
	66	62	66	64	64	66	67	66	74	64	61	65	70	66	66	67	66.0
DAMASCUS 2 SSW	82	82	82	83	81	80	85	88	80	83	83	77	80	83	82	81	80.5
	62	60	63	57	60	64	62	70	65	57	56	63	57	59	58	55	60.5
EMMITSBURG 2 SE	82	81	82	82	81	82	85	88	84	85	82	80	80	81	79	82	81.4
	62	61	62	58	59	65	66	61	56	57	56	61	58	58	59	55	60.6
FREDERICK POLICE BRKS	86	84	86	86	86	84	90	92	85	85	86	87	88	87	85	84	84.6
	64	64	66	62	63	65	67	66	71	59	60	55	61	63	62	59	63.8
MILLERS 4 NE	81	81	80	84	81	83	88	88	85	83	83	82	80	80	80	82	81.4
	61	58	62	60	60	64	63	61	67	61	56	60	57	60	60	56	60.3
ROCKVILLE 1 NE	83	82	82	84	83	84	86	89	82	83	85	81	81	82	81	81	81.6
	65	62	66	62	62	67	67	64	67	63	62	65	62	63	63	58	63.5
TOWSON																	M

DAILY TEMPERATURES (°F)

STATION	OB. TIME	MAX/MIN	DAY OF MONTH																																																																																																																																																																																																																																																																																																																																																																																																																																																																																																																																																																																																																																																																																																																																												
			1	2	3	4	5	6	7	8	9	10	11	12	13	14	15																																																																																																																																																																																																																																																																																																																																																																																																																																																																																																																																																																																																																																																																																																																														
UNIONVILLE	17	MIN																		MAX	85	85	85	85	89	88	88	86	80	82	80	76	74	87	87			MIN	61	60	65	61	60	62	60	60	67	56	53	61	60	64	60	WESTMINSTER POL BRKS	17	MAX	82	82	82	83	85	84	86	88	86	78	84	86	76	83	83			OBS																		MIN	60	59	61	58	59	60	59	62	65	58	52	62	55	58	60			OBS		75														WOODSTOCK	18	MAX	86	84	81	83	86	87	86	87	85	82	80	77	73	83	85			MIN	66	61	67	62	62	62	61	64	67	60	58	61	60	57	60	APPALACHIAN MOUNTAIN	07																	CUMBERLAND 2	17	MAX	82	79	83	83	86	88	88	88	85	80	79	75	80	80	87			MIN	61	63	63	65	65	69	66	67	56	53	53	60	60	61	64	FROSTBURG 2	07	MAX	72	74	71	74	75	78	79	79	81	77	72	71	60	72	79			MIN	57	56	56	57	62	63	62	64	62	55	51	50	55	56	57	HANCOCK	08	MAX	77	84	81	83	82	85	86	88	85	80	83	78	66	75	83			OBS	84	81	83	82	85	86	88	85	***	83	78	66	75	83	84			MIN	62	62	63	62	61	59	69	66	67	55	52	61	58	58	63			OBS	62	63	62	61	59	69	66	67	***	52	61	58	58	63	60	ALLEGHENY PLATEAU	08																	OAKLAND 1 SE	17	MAX	73	73	77	77	79	82	81	87	80	75	71	69	74	77	79			MIN	54	54	56	55	55	59	62	61	63	47	47	58	55	53	56	SAVAGE RIVER DAM	08	MAX	74	75	76	77	77	78	85	82	83	79	75	74	63	75	81			MIN	58	57	57	60	62	63	64	65	65	51	49	50	56	56	56	DELAWARE																		NORTHERN	01																	NEWARK UNIVERSITY FARM	17	MAX	84	86	86	85	87	89	88	88	87	83	80	71	71	84	85			MIN	67	62	68	64	61	63	65	62	63	63	59	62	60	58	61	WILMINGTON WSO ARPT	MID	MAX	82	83	79	82	84	87	85	84	79	82	79	75	72	82	83			MIN	68	64	69	67	65	67	69	68	68	66	60	63	63	64	63	WILMINGTON PORTER RSVR	MID	MAX	83	84	79	83	85	87	86	85	79	81	78	71	72	84	83			MIN	68	67	67	66	66	67	66	64	68	65	61	61	61	60	64	SOUTHERN	02																	DOVER	17	MAX	82	84	84	79	83	85	84	81	81	80	81	80	71	80	79			MIN	68	66	69	66	64	66	66	62	65	64	64	65	62	60	62	GEORGETOWN 5 SW	08	MAX	87	87	87	83	81	85	87	87	87	86	84	81	77	82	83			MIN	69	66	64	67	61	61	62	55	63	67	58	63	65	58	60	GREENWOOD 2 NE	18	MAX	79	85	79	81	86	88	84	87	85	83	82	75	70	82	83			MIN	69	66	68	67	61	62	63	58	63	65	56	60	62	59	60	LEWES	17	MAX	80	84	85	89	84	87	84	84	88	83	80	78	72	78	79			MIN	69	70	70	70	65	68	68	63	67	68	70	64	67	64	64
		MAX	85	85	85	85	89	88	88	86	80	82	80	76	74	87	87			MIN	61	60	65	61	60	62	60	60	67	56	53	61	60	64	60	WESTMINSTER POL BRKS	17	MAX	82	82	82	83	85	84	86	88	86	78	84	86	76	83	83			OBS																		MIN	60	59	61	58	59	60	59	62	65	58	52	62	55	58	60			OBS		75														WOODSTOCK	18	MAX	86	84	81	83	86	87	86	87	85	82	80	77	73	83	85			MIN	66	61	67	62	62	62	61	64	67	60	58	61	60	57	60	APPALACHIAN MOUNTAIN	07																	CUMBERLAND 2	17	MAX	82	79	83	83	86	88	88	88	85	80	79	75	80	80	87			MIN	61	63	63	65	65	69	66	67	56	53	53	60	60	61	64	FROSTBURG 2	07	MAX	72	74	71	74	75	78	79	79	81	77	72	71	60	72	79			MIN	57	56	56	57	62	63	62	64	62	55	51	50	55	56	57	HANCOCK	08	MAX	77	84	81	83	82	85	86	88	85	80	83	78	66	75	83			OBS	84	81	83	82	85	86	88	85	***	83	78	66	75	83	84			MIN	62	62	63	62	61	59	69	66	67	55	52	61	58	58	63			OBS	62	63	62	61	59	69	66	67	***	52	61	58	58	63	60	ALLEGHENY PLATEAU	08																	OAKLAND 1 SE	17	MAX	73	73	77	77	79	82	81	87	80	75	71	69	74	77	79			MIN	54	54	56	55	55	59	62	61	63	47	47	58	55	53	56	SAVAGE RIVER DAM	08	MAX	74	75	76	77	77	78	85	82	83	79	75	74	63	75	81			MIN	58	57	57	60	62	63	64	65	65	51	49	50	56	56	56	DELAWARE																		NORTHERN	01																	NEWARK UNIVERSITY FARM	17	MAX	84	86	86	85	87	89	88	88	87	83	80	71	71	84	85			MIN	67	62	68	64	61	63	65	62	63	63	59	62	60	58	61	WILMINGTON WSO ARPT	MID	MAX	82	83	79	82	84	87	85	84	79	82	79	75	72	82	83			MIN	68	64	69	67	65	67	69	68	68	66	60	63	63	64	63	WILMINGTON PORTER RSVR	MID	MAX	83	84	79	83	85	87	86	85	79	81	78	71	72	84	83			MIN	68	67	67	66	66	67	66	64	68	65	61	61	61	60	64	SOUTHERN	02																	DOVER	17	MAX	82	84	84	79	83	85	84	81	81	80	81	80	71	80	79			MIN	68	66	69	66	64	66	66	62	65	64	64	65	62	60	62	GEORGETOWN 5 SW	08	MAX	87	87	87	83	81	85	87	87	87	86	84	81	77	82	83			MIN	69	66	64	67	61	61	62	55	63	67	58	63	65	58	60	GREENWOOD 2 NE	18	MAX	79	85	79	81	86	88	84	87	85	83	82	75	70	82	83			MIN	69	66	68	67	61	62	63	58	63	65	56	60	62	59	60	LEWES	17	MAX	80	84	85	89	84	87	84	84	88	83	80	78	72	78	79			MIN	69	70	70	70	65	68	68	63	67	68	70	64	67	64	64																		
		MIN	61	60	65	61	60	62	60	60	67	56	53	61	60	64	60	WESTMINSTER POL BRKS	17	MAX	82	82	82	83	85	84	86	88	86	78	84	86	76	83	83			OBS																		MIN	60	59	61	58	59	60	59	62	65	58	52	62	55	58	60			OBS		75														WOODSTOCK	18	MAX	86	84	81	83	86	87	86	87	85	82	80	77	73	83	85			MIN	66	61	67	62	62	62	61	64	67	60	58	61	60	57	60	APPALACHIAN MOUNTAIN	07																	CUMBERLAND 2	17	MAX	82	79	83	83	86	88	88	88	85	80	79	75	80	80	87			MIN	61	63	63	65	65	69	66	67	56	53	53	60	60	61	64	FROSTBURG 2	07	MAX	72	74	71	74	75	78	79	79	81	77	72	71	60	72	79			MIN	57	56	56	57	62	63	62	64	62	55	51	50	55	56	57	HANCOCK	08	MAX	77	84	81	83	82	85	86	88	85	80	83	78	66	75	83			OBS	84	81	83	82	85	86	88	85	***	83	78	66	75	83	84			MIN	62	62	63	62	61	59	69	66	67	55	52	61	58	58	63			OBS	62	63	62	61	59	69	66	67	***	52	61	58	58	63	60	ALLEGHENY PLATEAU	08																	OAKLAND 1 SE	17	MAX	73	73	77	77	79	82	81	87	80	75	71	69	74	77	79			MIN	54	54	56	55	55	59	62	61	63	47	47	58	55	53	56	SAVAGE RIVER DAM	08	MAX	74	75	76	77	77	78	85	82	83	79	75	74	63	75	81			MIN	58	57	57	60	62	63	64	65	65	51	49	50	56	56	56	DELAWARE																		NORTHERN	01																	NEWARK UNIVERSITY FARM	17	MAX	84	86	86	85	87	89	88	88	87	83	80	71	71	84	85			MIN	67	62	68	64	61	63	65	62	63	63	59	62	60	58	61	WILMINGTON WSO ARPT	MID	MAX	82	83	79	82	84	87	85	84	79	82	79	75	72	82	83			MIN	68	64	69	67	65	67	69	68	68	66	60	63	63	64	63	WILMINGTON PORTER RSVR	MID	MAX	83	84	79	83	85	87	86	85	79	81	78	71	72	84	83			MIN	68	67	67	66	66	67	66	64	68	65	61	61	61	60	64	SOUTHERN	02																	DOVER	17	MAX	82	84	84	79	83	85	84	81	81	80	81	80	71	80	79			MIN	68	66	69	66	64	66	66	62	65	64	64	65	62	60	62	GEORGETOWN 5 SW	08	MAX	87	87	87	83	81	85	87	87	87	86	84	81	77	82	83			MIN	69	66	64	67	61	61	62	55	63	67	58	63	65	58	60	GREENWOOD 2 NE	18	MAX	79	85	79	81	86	88	84	87	85	83	82	75	70	82	83			MIN	69	66	68	67	61	62	63	58	63	65	56	60	62	59	60	LEWES	17	MAX	80	84	85	89	84	87	84	84	88	83	80	78	72	78	79			MIN	69	70	70	70	65	68	68	63	67	68	70	64	67	64	64																																				
WESTMINSTER POL BRKS	17	MAX	82	82	82	83	85	84	86	88	86	78	84	86	76	83	83			OBS																		MIN	60	59	61	58	59	60	59	62	65	58	52	62	55	58	60			OBS		75														WOODSTOCK	18	MAX	86	84	81	83	86	87	86	87	85	82	80	77	73	83	85			MIN	66	61	67	62	62	62	61	64	67	60	58	61	60	57	60	APPALACHIAN MOUNTAIN	07																	CUMBERLAND 2	17	MAX	82	79	83	83	86	88	88	88	85	80	79	75	80	80	87			MIN	61	63	63	65	65	69	66	67	56	53	53	60	60	61	64	FROSTBURG 2	07	MAX	72	74	71	74	75	78	79	79	81	77	72	71	60	72	79			MIN	57	56	56	57	62	63	62	64	62	55	51	50	55	56	57	HANCOCK	08	MAX	77	84	81	83	82	85	86	88	85	80	83	78	66	75	83			OBS	84	81	83	82	85	86	88	85	***	83	78	66	75	83	84			MIN	62	62	63	62	61	59	69	66	67	55	52	61	58	58	63			OBS	62	63	62	61	59	69	66	67	***	52	61	58	58	63	60	ALLEGHENY PLATEAU	08																	OAKLAND 1 SE	17	MAX	73	73	77	77	79	82	81	87	80	75	71	69	74	77	79			MIN	54	54	56	55	55	59	62	61	63	47	47	58	55	53	56	SAVAGE RIVER DAM	08	MAX	74	75	76	77	77	78	85	82	83	79	75	74	63	75	81			MIN	58	57	57	60	62	63	64	65	65	51	49	50	56	56	56	DELAWARE																		NORTHERN	01																	NEWARK UNIVERSITY FARM	17	MAX	84	86	86	85	87	89	88	88	87	83	80	71	71	84	85			MIN	67	62	68	64	61	63	65	62	63	63	59	62	60	58	61	WILMINGTON WSO ARPT	MID	MAX	82	83	79	82	84	87	85	84	79	82	79	75	72	82	83			MIN	68	64	69	67	65	67	69	68	68	66	60	63	63	64	63	WILMINGTON PORTER RSVR	MID	MAX	83	84	79	83	85	87	86	85	79	81	78	71	72	84	83			MIN	68	67	67	66	66	67	66	64	68	65	61	61	61	60	64	SOUTHERN	02																	DOVER	17	MAX	82	84	84	79	83	85	84	81	81	80	81	80	71	80	79			MIN	68	66	69	66	64	66	66	62	65	64	64	65	62	60	62	GEORGETOWN 5 SW	08	MAX	87	87	87	83	81	85	87	87	87	86	84	81	77	82	83			MIN	69	66	64	67	61	61	62	55	63	67	58	63	65	58	60	GREENWOOD 2 NE	18	MAX	79	85	79	81	86	88	84	87	85	83	82	75	70	82	83			MIN	69	66	68	67	61	62	63	58	63	65	56	60	62	59	60	LEWES	17	MAX	80	84	85	89	84	87	84	84	88	83	80	78	72	78	79			MIN	69	70	70	70	65	68	68	63	67	68	70	64	67	64	64																																																						
		OBS																		MIN	60	59	61	58	59	60	59	62	65	58	52	62	55	58	60			OBS		75														WOODSTOCK	18	MAX	86	84	81	83	86	87	86	87	85	82	80	77	73	83	85			MIN	66	61	67	62	62	62	61	64	67	60	58	61	60	57	60	APPALACHIAN MOUNTAIN	07																	CUMBERLAND 2	17	MAX	82	79	83	83	86	88	88	88	85	80	79	75	80	80	87			MIN	61	63	63	65	65	69	66	67	56	53	53	60	60	61	64	FROSTBURG 2	07	MAX	72	74	71	74	75	78	79	79	81	77	72	71	60	72	79			MIN	57	56	56	57	62	63	62	64	62	55	51	50	55	56	57	HANCOCK	08	MAX	77	84	81	83	82	85	86	88	85	80	83	78	66	75	83			OBS	84	81	83	82	85	86	88	85	***	83	78	66	75	83	84			MIN	62	62	63	62	61	59	69	66	67	55	52	61	58	58	63			OBS	62	63	62	61	59	69	66	67	***	52	61	58	58	63	60	ALLEGHENY PLATEAU	08																	OAKLAND 1 SE	17	MAX	73	73	77	77	79	82	81	87	80	75	71	69	74	77	79			MIN	54	54	56	55	55	59	62	61	63	47	47	58	55	53	56	SAVAGE RIVER DAM	08	MAX	74	75	76	77	77	78	85	82	83	79	75	74	63	75	81			MIN	58	57	57	60	62	63	64	65	65	51	49	50	56	56	56	DELAWARE																		NORTHERN	01																	NEWARK UNIVERSITY FARM	17	MAX	84	86	86	85	87	89	88	88	87	83	80	71	71	84	85			MIN	67	62	68	64	61	63	65	62	63	63	59	62	60	58	61	WILMINGTON WSO ARPT	MID	MAX	82	83	79	82	84	87	85	84	79	82	79	75	72	82	83			MIN	68	64	69	67	65	67	69	68	68	66	60	63	63	64	63	WILMINGTON PORTER RSVR	MID	MAX	83	84	79	83	85	87	86	85	79	81	78	71	72	84	83			MIN	68	67	67	66	66	67	66	64	68	65	61	61	61	60	64	SOUTHERN	02																	DOVER	17	MAX	82	84	84	79	83	85	84	81	81	80	81	80	71	80	79			MIN	68	66	69	66	64	66	66	62	65	64	64	65	62	60	62	GEORGETOWN 5 SW	08	MAX	87	87	87	83	81	85	87	87	87	86	84	81	77	82	83			MIN	69	66	64	67	61	61	62	55	63	67	58	63	65	58	60	GREENWOOD 2 NE	18	MAX	79	85	79	81	86	88	84	87	85	83	82	75	70	82	83			MIN	69	66	68	67	61	62	63	58	63	65	56	60	62	59	60	LEWES	17	MAX	80	84	85	89	84	87	84	84	88	83	80	78	72	78	79			MIN	69	70	70	70	65	68	68	63	67	68	70	64	67	64	64																																																																								
		MIN	60	59	61	58	59	60	59	62	65	58	52	62	55	58	60			OBS		75														WOODSTOCK	18	MAX	86	84	81	83	86	87	86	87	85	82	80	77	73	83	85			MIN	66	61	67	62	62	62	61	64	67	60	58	61	60	57	60	APPALACHIAN MOUNTAIN	07																	CUMBERLAND 2	17	MAX	82	79	83	83	86	88	88	88	85	80	79	75	80	80	87			MIN	61	63	63	65	65	69	66	67	56	53	53	60	60	61	64	FROSTBURG 2	07	MAX	72	74	71	74	75	78	79	79	81	77	72	71	60	72	79			MIN	57	56	56	57	62	63	62	64	62	55	51	50	55	56	57	HANCOCK	08	MAX	77	84	81	83	82	85	86	88	85	80	83	78	66	75	83			OBS	84	81	83	82	85	86	88	85	***	83	78	66	75	83	84			MIN	62	62	63	62	61	59	69	66	67	55	52	61	58	58	63			OBS	62	63	62	61	59	69	66	67	***	52	61	58	58	63	60	ALLEGHENY PLATEAU	08																	OAKLAND 1 SE	17	MAX	73	73	77	77	79	82	81	87	80	75	71	69	74	77	79			MIN	54	54	56	55	55	59	62	61	63	47	47	58	55	53	56	SAVAGE RIVER DAM	08	MAX	74	75	76	77	77	78	85	82	83	79	75	74	63	75	81			MIN	58	57	57	60	62	63	64	65	65	51	49	50	56	56	56	DELAWARE																		NORTHERN	01																	NEWARK UNIVERSITY FARM	17	MAX	84	86	86	85	87	89	88	88	87	83	80	71	71	84	85			MIN	67	62	68	64	61	63	65	62	63	63	59	62	60	58	61	WILMINGTON WSO ARPT	MID	MAX	82	83	79	82	84	87	85	84	79	82	79	75	72	82	83			MIN	68	64	69	67	65	67	69	68	68	66	60	63	63	64	63	WILMINGTON PORTER RSVR	MID	MAX	83	84	79	83	85	87	86	85	79	81	78	71	72	84	83			MIN	68	67	67	66	66	67	66	64	68	65	61	61	61	60	64	SOUTHERN	02																	DOVER	17	MAX	82	84	84	79	83	85	84	81	81	80	81	80	71	80	79			MIN	68	66	69	66	64	66	66	62	65	64	64	65	62	60	62	GEORGETOWN 5 SW	08	MAX	87	87	87	83	81	85	87	87	87	86	84	81	77	82	83			MIN	69	66	64	67	61	61	62	55	63	67	58	63	65	58	60	GREENWOOD 2 NE	18	MAX	79	85	79	81	86	88	84	87	85	83	82	75	70	82	83			MIN	69	66	68	67	61	62	63	58	63	65	56	60	62	59	60	LEWES	17	MAX	80	84	85	89	84	87	84	84	88	83	80	78	72	78	79			MIN	69	70	70	70	65	68	68	63	67	68	70	64	67	64	64																																																																																										
		OBS		75														WOODSTOCK	18	MAX	86	84	81	83	86	87	86	87	85	82	80	77	73	83	85			MIN	66	61	67	62	62	62	61	64	67	60	58	61	60	57	60	APPALACHIAN MOUNTAIN	07																	CUMBERLAND 2	17	MAX	82	79	83	83	86	88	88	88	85	80	79	75	80	80	87			MIN	61	63	63	65	65	69	66	67	56	53	53	60	60	61	64	FROSTBURG 2	07	MAX	72	74	71	74	75	78	79	79	81	77	72	71	60	72	79			MIN	57	56	56	57	62	63	62	64	62	55	51	50	55	56	57	HANCOCK	08	MAX	77	84	81	83	82	85	86	88	85	80	83	78	66	75	83			OBS	84	81	83	82	85	86	88	85	***	83	78	66	75	83	84			MIN	62	62	63	62	61	59	69	66	67	55	52	61	58	58	63			OBS	62	63	62	61	59	69	66	67	***	52	61	58	58	63	60	ALLEGHENY PLATEAU	08																	OAKLAND 1 SE	17	MAX	73	73	77	77	79	82	81	87	80	75	71	69	74	77	79			MIN	54	54	56	55	55	59	62	61	63	47	47	58	55	53	56	SAVAGE RIVER DAM	08	MAX	74	75	76	77	77	78	85	82	83	79	75	74	63	75	81			MIN	58	57	57	60	62	63	64	65	65	51	49	50	56	56	56	DELAWARE																		NORTHERN	01																	NEWARK UNIVERSITY FARM	17	MAX	84	86	86	85	87	89	88	88	87	83	80	71	71	84	85			MIN	67	62	68	64	61	63	65	62	63	63	59	62	60	58	61	WILMINGTON WSO ARPT	MID	MAX	82	83	79	82	84	87	85	84	79	82	79	75	72	82	83			MIN	68	64	69	67	65	67	69	68	68	66	60	63	63	64	63	WILMINGTON PORTER RSVR	MID	MAX	83	84	79	83	85	87	86	85	79	81	78	71	72	84	83			MIN	68	67	67	66	66	67	66	64	68	65	61	61	61	60	64	SOUTHERN	02																	DOVER	17	MAX	82	84	84	79	83	85	84	81	81	80	81	80	71	80	79			MIN	68	66	69	66	64	66	66	62	65	64	64	65	62	60	62	GEORGETOWN 5 SW	08	MAX	87	87	87	83	81	85	87	87	87	86	84	81	77	82	83			MIN	69	66	64	67	61	61	62	55	63	67	58	63	65	58	60	GREENWOOD 2 NE	18	MAX	79	85	79	81	86	88	84	87	85	83	82	75	70	82	83			MIN	69	66	68	67	61	62	63	58	63	65	56	60	62	59	60	LEWES	17	MAX	80	84	85	89	84	87	84	84	88	83	80	78	72	78	79			MIN	69	70	70	70	65	68	68	63	67	68	70	64	67	64	64																																																																																																												
WOODSTOCK	18	MAX	86	84	81	83	86	87	86	87	85	82	80	77	73	83	85			MIN	66	61	67	62	62	62	61	64	67	60	58	61	60	57	60	APPALACHIAN MOUNTAIN	07																	CUMBERLAND 2	17	MAX	82	79	83	83	86	88	88	88	85	80	79	75	80	80	87			MIN	61	63	63	65	65	69	66	67	56	53	53	60	60	61	64	FROSTBURG 2	07	MAX	72	74	71	74	75	78	79	79	81	77	72	71	60	72	79			MIN	57	56	56	57	62	63	62	64	62	55	51	50	55	56	57	HANCOCK	08	MAX	77	84	81	83	82	85	86	88	85	80	83	78	66	75	83			OBS	84	81	83	82	85	86	88	85	***	83	78	66	75	83	84			MIN	62	62	63	62	61	59	69	66	67	55	52	61	58	58	63			OBS	62	63	62	61	59	69	66	67	***	52	61	58	58	63	60	ALLEGHENY PLATEAU	08																	OAKLAND 1 SE	17	MAX	73	73	77	77	79	82	81	87	80	75	71	69	74	77	79			MIN	54	54	56	55	55	59	62	61	63	47	47	58	55	53	56	SAVAGE RIVER DAM	08	MAX	74	75	76	77	77	78	85	82	83	79	75	74	63	75	81			MIN	58	57	57	60	62	63	64	65	65	51	49	50	56	56	56	DELAWARE																		NORTHERN	01																	NEWARK UNIVERSITY FARM	17	MAX	84	86	86	85	87	89	88	88	87	83	80	71	71	84	85			MIN	67	62	68	64	61	63	65	62	63	63	59	62	60	58	61	WILMINGTON WSO ARPT	MID	MAX	82	83	79	82	84	87	85	84	79	82	79	75	72	82	83			MIN	68	64	69	67	65	67	69	68	68	66	60	63	63	64	63	WILMINGTON PORTER RSVR	MID	MAX	83	84	79	83	85	87	86	85	79	81	78	71	72	84	83			MIN	68	67	67	66	66	67	66	64	68	65	61	61	61	60	64	SOUTHERN	02																	DOVER	17	MAX	82	84	84	79	83	85	84	81	81	80	81	80	71	80	79			MIN	68	66	69	66	64	66	66	62	65	64	64	65	62	60	62	GEORGETOWN 5 SW	08	MAX	87	87	87	83	81	85	87	87	87	86	84	81	77	82	83			MIN	69	66	64	67	61	61	62	55	63	67	58	63	65	58	60	GREENWOOD 2 NE	18	MAX	79	85	79	81	86	88	84	87	85	83	82	75	70	82	83			MIN	69	66	68	67	61	62	63	58	63	65	56	60	62	59	60	LEWES	17	MAX	80	84	85	89	84	87	84	84	88	83	80	78	72	78	79			MIN	69	70	70	70	65	68	68	63	67	68	70	64	67	64	64																																																																																																																														
		MIN	66	61	67	62	62	62	61	64	67	60	58	61	60	57	60	APPALACHIAN MOUNTAIN	07																	CUMBERLAND 2	17	MAX	82	79	83	83	86	88	88	88	85	80	79	75	80	80	87			MIN	61	63	63	65	65	69	66	67	56	53	53	60	60	61	64	FROSTBURG 2	07	MAX	72	74	71	74	75	78	79	79	81	77	72	71	60	72	79			MIN	57	56	56	57	62	63	62	64	62	55	51	50	55	56	57	HANCOCK	08	MAX	77	84	81	83	82	85	86	88	85	80	83	78	66	75	83			OBS	84	81	83	82	85	86	88	85	***	83	78	66	75	83	84			MIN	62	62	63	62	61	59	69	66	67	55	52	61	58	58	63			OBS	62	63	62	61	59	69	66	67	***	52	61	58	58	63	60	ALLEGHENY PLATEAU	08																	OAKLAND 1 SE	17	MAX	73	73	77	77	79	82	81	87	80	75	71	69	74	77	79			MIN	54	54	56	55	55	59	62	61	63	47	47	58	55	53	56	SAVAGE RIVER DAM	08	MAX	74	75	76	77	77	78	85	82	83	79	75	74	63	75	81			MIN	58	57	57	60	62	63	64	65	65	51	49	50	56	56	56	DELAWARE																		NORTHERN	01																	NEWARK UNIVERSITY FARM	17	MAX	84	86	86	85	87	89	88	88	87	83	80	71	71	84	85			MIN	67	62	68	64	61	63	65	62	63	63	59	62	60	58	61	WILMINGTON WSO ARPT	MID	MAX	82	83	79	82	84	87	85	84	79	82	79	75	72	82	83			MIN	68	64	69	67	65	67	69	68	68	66	60	63	63	64	63	WILMINGTON PORTER RSVR	MID	MAX	83	84	79	83	85	87	86	85	79	81	78	71	72	84	83			MIN	68	67	67	66	66	67	66	64	68	65	61	61	61	60	64	SOUTHERN	02																	DOVER	17	MAX	82	84	84	79	83	85	84	81	81	80	81	80	71	80	79			MIN	68	66	69	66	64	66	66	62	65	64	64	65	62	60	62	GEORGETOWN 5 SW	08	MAX	87	87	87	83	81	85	87	87	87	86	84	81	77	82	83			MIN	69	66	64	67	61	61	62	55	63	67	58	63	65	58	60	GREENWOOD 2 NE	18	MAX	79	85	79	81	86	88	84	87	85	83	82	75	70	82	83			MIN	69	66	68	67	61	62	63	58	63	65	56	60	62	59	60	LEWES	17	MAX	80	84	85	89	84	87	84	84	88	83	80	78	72	78	79			MIN	69	70	70	70	65	68	68	63	67	68	70	64	67	64	64																																																																																																																																																
APPALACHIAN MOUNTAIN	07																	CUMBERLAND 2	17	MAX	82	79	83	83	86	88	88	88	85	80	79	75	80	80	87			MIN	61	63	63	65	65	69	66	67	56	53	53	60	60	61	64	FROSTBURG 2	07	MAX	72	74	71	74	75	78	79	79	81	77	72	71	60	72	79			MIN	57	56	56	57	62	63	62	64	62	55	51	50	55	56	57	HANCOCK	08	MAX	77	84	81	83	82	85	86	88	85	80	83	78	66	75	83			OBS	84	81	83	82	85	86	88	85	***	83	78	66	75	83	84			MIN	62	62	63	62	61	59	69	66	67	55	52	61	58	58	63			OBS	62	63	62	61	59	69	66	67	***	52	61	58	58	63	60	ALLEGHENY PLATEAU	08																	OAKLAND 1 SE	17	MAX	73	73	77	77	79	82	81	87	80	75	71	69	74	77	79			MIN	54	54	56	55	55	59	62	61	63	47	47	58	55	53	56	SAVAGE RIVER DAM	08	MAX	74	75	76	77	77	78	85	82	83	79	75	74	63	75	81			MIN	58	57	57	60	62	63	64	65	65	51	49	50	56	56	56	DELAWARE																		NORTHERN	01																	NEWARK UNIVERSITY FARM	17	MAX	84	86	86	85	87	89	88	88	87	83	80	71	71	84	85			MIN	67	62	68	64	61	63	65	62	63	63	59	62	60	58	61	WILMINGTON WSO ARPT	MID	MAX	82	83	79	82	84	87	85	84	79	82	79	75	72	82	83			MIN	68	64	69	67	65	67	69	68	68	66	60	63	63	64	63	WILMINGTON PORTER RSVR	MID	MAX	83	84	79	83	85	87	86	85	79	81	78	71	72	84	83			MIN	68	67	67	66	66	67	66	64	68	65	61	61	61	60	64	SOUTHERN	02																	DOVER	17	MAX	82	84	84	79	83	85	84	81	81	80	81	80	71	80	79			MIN	68	66	69	66	64	66	66	62	65	64	64	65	62	60	62	GEORGETOWN 5 SW	08	MAX	87	87	87	83	81	85	87	87	87	86	84	81	77	82	83			MIN	69	66	64	67	61	61	62	55	63	67	58	63	65	58	60	GREENWOOD 2 NE	18	MAX	79	85	79	81	86	88	84	87	85	83	82	75	70	82	83			MIN	69	66	68	67	61	62	63	58	63	65	56	60	62	59	60	LEWES	17	MAX	80	84	85	89	84	87	84	84	88	83	80	78	72	78	79			MIN	69	70	70	70	65	68	68	63	67	68	70	64	67	64	64																																																																																																																																																																		
CUMBERLAND 2	17	MAX	82	79	83	83	86	88	88	88	85	80	79	75	80	80	87			MIN	61	63	63	65	65	69	66	67	56	53	53	60	60	61	64	FROSTBURG 2	07	MAX	72	74	71	74	75	78	79	79	81	77	72	71	60	72	79			MIN	57	56	56	57	62	63	62	64	62	55	51	50	55	56	57	HANCOCK	08	MAX	77	84	81	83	82	85	86	88	85	80	83	78	66	75	83			OBS	84	81	83	82	85	86	88	85	***	83	78	66	75	83	84			MIN	62	62	63	62	61	59	69	66	67	55	52	61	58	58	63			OBS	62	63	62	61	59	69	66	67	***	52	61	58	58	63	60	ALLEGHENY PLATEAU	08																	OAKLAND 1 SE	17	MAX	73	73	77	77	79	82	81	87	80	75	71	69	74	77	79			MIN	54	54	56	55	55	59	62	61	63	47	47	58	55	53	56	SAVAGE RIVER DAM	08	MAX	74	75	76	77	77	78	85	82	83	79	75	74	63	75	81			MIN	58	57	57	60	62	63	64	65	65	51	49	50	56	56	56	DELAWARE																		NORTHERN	01																	NEWARK UNIVERSITY FARM	17	MAX	84	86	86	85	87	89	88	88	87	83	80	71	71	84	85			MIN	67	62	68	64	61	63	65	62	63	63	59	62	60	58	61	WILMINGTON WSO ARPT	MID	MAX	82	83	79	82	84	87	85	84	79	82	79	75	72	82	83			MIN	68	64	69	67	65	67	69	68	68	66	60	63	63	64	63	WILMINGTON PORTER RSVR	MID	MAX	83	84	79	83	85	87	86	85	79	81	78	71	72	84	83			MIN	68	67	67	66	66	67	66	64	68	65	61	61	61	60	64	SOUTHERN	02																	DOVER	17	MAX	82	84	84	79	83	85	84	81	81	80	81	80	71	80	79			MIN	68	66	69	66	64	66	66	62	65	64	64	65	62	60	62	GEORGETOWN 5 SW	08	MAX	87	87	87	83	81	85	87	87	87	86	84	81	77	82	83			MIN	69	66	64	67	61	61	62	55	63	67	58	63	65	58	60	GREENWOOD 2 NE	18	MAX	79	85	79	81	86	88	84	87	85	83	82	75	70	82	83			MIN	69	66	68	67	61	62	63	58	63	65	56	60	62	59	60	LEWES	17	MAX	80	84	85	89	84	87	84	84	88	83	80	78	72	78	79			MIN	69	70	70	70	65	68	68	63	67	68	70	64	67	64	64																																																																																																																																																																																				
		MIN	61	63	63	65	65	69	66	67	56	53	53	60	60	61	64	FROSTBURG 2	07	MAX	72	74	71	74	75	78	79	79	81	77	72	71	60	72	79			MIN	57	56	56	57	62	63	62	64	62	55	51	50	55	56	57	HANCOCK	08	MAX	77	84	81	83	82	85	86	88	85	80	83	78	66	75	83			OBS	84	81	83	82	85	86	88	85	***	83	78	66	75	83	84			MIN	62	62	63	62	61	59	69	66	67	55	52	61	58	58	63			OBS	62	63	62	61	59	69	66	67	***	52	61	58	58	63	60	ALLEGHENY PLATEAU	08																	OAKLAND 1 SE	17	MAX	73	73	77	77	79	82	81	87	80	75	71	69	74	77	79			MIN	54	54	56	55	55	59	62	61	63	47	47	58	55	53	56	SAVAGE RIVER DAM	08	MAX	74	75	76	77	77	78	85	82	83	79	75	74	63	75	81			MIN	58	57	57	60	62	63	64	65	65	51	49	50	56	56	56	DELAWARE																		NORTHERN	01																	NEWARK UNIVERSITY FARM	17	MAX	84	86	86	85	87	89	88	88	87	83	80	71	71	84	85			MIN	67	62	68	64	61	63	65	62	63	63	59	62	60	58	61	WILMINGTON WSO ARPT	MID	MAX	82	83	79	82	84	87	85	84	79	82	79	75	72	82	83			MIN	68	64	69	67	65	67	69	68	68	66	60	63	63	64	63	WILMINGTON PORTER RSVR	MID	MAX	83	84	79	83	85	87	86	85	79	81	78	71	72	84	83			MIN	68	67	67	66	66	67	66	64	68	65	61	61	61	60	64	SOUTHERN	02																	DOVER	17	MAX	82	84	84	79	83	85	84	81	81	80	81	80	71	80	79			MIN	68	66	69	66	64	66	66	62	65	64	64	65	62	60	62	GEORGETOWN 5 SW	08	MAX	87	87	87	83	81	85	87	87	87	86	84	81	77	82	83			MIN	69	66	64	67	61	61	62	55	63	67	58	63	65	58	60	GREENWOOD 2 NE	18	MAX	79	85	79	81	86	88	84	87	85	83	82	75	70	82	83			MIN	69	66	68	67	61	62	63	58	63	65	56	60	62	59	60	LEWES	17	MAX	80	84	85	89	84	87	84	84	88	83	80	78	72	78	79			MIN	69	70	70	70	65	68	68	63	67	68	70	64	67	64	64																																																																																																																																																																																																						
FROSTBURG 2	07	MAX	72	74	71	74	75	78	79	79	81	77	72	71	60	72	79			MIN	57	56	56	57	62	63	62	64	62	55	51	50	55	56	57	HANCOCK	08	MAX	77	84	81	83	82	85	86	88	85	80	83	78	66	75	83			OBS	84	81	83	82	85	86	88	85	***	83	78	66	75	83	84			MIN	62	62	63	62	61	59	69	66	67	55	52	61	58	58	63			OBS	62	63	62	61	59	69	66	67	***	52	61	58	58	63	60	ALLEGHENY PLATEAU	08																	OAKLAND 1 SE	17	MAX	73	73	77	77	79	82	81	87	80	75	71	69	74	77	79			MIN	54	54	56	55	55	59	62	61	63	47	47	58	55	53	56	SAVAGE RIVER DAM	08	MAX	74	75	76	77	77	78	85	82	83	79	75	74	63	75	81			MIN	58	57	57	60	62	63	64	65	65	51	49	50	56	56	56	DELAWARE																		NORTHERN	01																	NEWARK UNIVERSITY FARM	17	MAX	84	86	86	85	87	89	88	88	87	83	80	71	71	84	85			MIN	67	62	68	64	61	63	65	62	63	63	59	62	60	58	61	WILMINGTON WSO ARPT	MID	MAX	82	83	79	82	84	87	85	84	79	82	79	75	72	82	83			MIN	68	64	69	67	65	67	69	68	68	66	60	63	63	64	63	WILMINGTON PORTER RSVR	MID	MAX	83	84	79	83	85	87	86	85	79	81	78	71	72	84	83			MIN	68	67	67	66	66	67	66	64	68	65	61	61	61	60	64	SOUTHERN	02																	DOVER	17	MAX	82	84	84	79	83	85	84	81	81	80	81	80	71	80	79			MIN	68	66	69	66	64	66	66	62	65	64	64	65	62	60	62	GEORGETOWN 5 SW	08	MAX	87	87	87	83	81	85	87	87	87	86	84	81	77	82	83			MIN	69	66	64	67	61	61	62	55	63	67	58	63	65	58	60	GREENWOOD 2 NE	18	MAX	79	85	79	81	86	88	84	87	85	83	82	75	70	82	83			MIN	69	66	68	67	61	62	63	58	63	65	56	60	62	59	60	LEWES	17	MAX	80	84	85	89	84	87	84	84	88	83	80	78	72	78	79			MIN	69	70	70	70	65	68	68	63	67	68	70	64	67	64	64																																																																																																																																																																																																																								
		MIN	57	56	56	57	62	63	62	64	62	55	51	50	55	56	57	HANCOCK	08	MAX	77	84	81	83	82	85	86	88	85	80	83	78	66	75	83			OBS	84	81	83	82	85	86	88	85	***	83	78	66	75	83	84			MIN	62	62	63	62	61	59	69	66	67	55	52	61	58	58	63			OBS	62	63	62	61	59	69	66	67	***	52	61	58	58	63	60	ALLEGHENY PLATEAU	08																	OAKLAND 1 SE	17	MAX	73	73	77	77	79	82	81	87	80	75	71	69	74	77	79			MIN	54	54	56	55	55	59	62	61	63	47	47	58	55	53	56	SAVAGE RIVER DAM	08	MAX	74	75	76	77	77	78	85	82	83	79	75	74	63	75	81			MIN	58	57	57	60	62	63	64	65	65	51	49	50	56	56	56	DELAWARE																		NORTHERN	01																	NEWARK UNIVERSITY FARM	17	MAX	84	86	86	85	87	89	88	88	87	83	80	71	71	84	85			MIN	67	62	68	64	61	63	65	62	63	63	59	62	60	58	61	WILMINGTON WSO ARPT	MID	MAX	82	83	79	82	84	87	85	84	79	82	79	75	72	82	83			MIN	68	64	69	67	65	67	69	68	68	66	60	63	63	64	63	WILMINGTON PORTER RSVR	MID	MAX	83	84	79	83	85	87	86	85	79	81	78	71	72	84	83			MIN	68	67	67	66	66	67	66	64	68	65	61	61	61	60	64	SOUTHERN	02																	DOVER	17	MAX	82	84	84	79	83	85	84	81	81	80	81	80	71	80	79			MIN	68	66	69	66	64	66	66	62	65	64	64	65	62	60	62	GEORGETOWN 5 SW	08	MAX	87	87	87	83	81	85	87	87	87	86	84	81	77	82	83			MIN	69	66	64	67	61	61	62	55	63	67	58	63	65	58	60	GREENWOOD 2 NE	18	MAX	79	85	79	81	86	88	84	87	85	83	82	75	70	82	83			MIN	69	66	68	67	61	62	63	58	63	65	56	60	62	59	60	LEWES	17	MAX	80	84	85	89	84	87	84	84	88	83	80	78	72	78	79			MIN	69	70	70	70	65	68	68	63	67	68	70	64	67	64	64																																																																																																																																																																																																																																										
HANCOCK	08	MAX	77	84	81	83	82	85	86	88	85	80	83	78	66	75	83			OBS	84	81	83	82	85	86	88	85	***	83	78	66	75	83	84			MIN	62	62	63	62	61	59	69	66	67	55	52	61	58	58	63			OBS	62	63	62	61	59	69	66	67	***	52	61	58	58	63	60	ALLEGHENY PLATEAU	08																	OAKLAND 1 SE	17	MAX	73	73	77	77	79	82	81	87	80	75	71	69	74	77	79			MIN	54	54	56	55	55	59	62	61	63	47	47	58	55	53	56	SAVAGE RIVER DAM	08	MAX	74	75	76	77	77	78	85	82	83	79	75	74	63	75	81			MIN	58	57	57	60	62	63	64	65	65	51	49	50	56	56	56	DELAWARE																		NORTHERN	01																	NEWARK UNIVERSITY FARM	17	MAX	84	86	86	85	87	89	88	88	87	83	80	71	71	84	85			MIN	67	62	68	64	61	63	65	62	63	63	59	62	60	58	61	WILMINGTON WSO ARPT	MID	MAX	82	83	79	82	84	87	85	84	79	82	79	75	72	82	83			MIN	68	64	69	67	65	67	69	68	68	66	60	63	63	64	63	WILMINGTON PORTER RSVR	MID	MAX	83	84	79	83	85	87	86	85	79	81	78	71	72	84	83			MIN	68	67	67	66	66	67	66	64	68	65	61	61	61	60	64	SOUTHERN	02																	DOVER	17	MAX	82	84	84	79	83	85	84	81	81	80	81	80	71	80	79			MIN	68	66	69	66	64	66	66	62	65	64	64	65	62	60	62	GEORGETOWN 5 SW	08	MAX	87	87	87	83	81	85	87	87	87	86	84	81	77	82	83			MIN	69	66	64	67	61	61	62	55	63	67	58	63	65	58	60	GREENWOOD 2 NE	18	MAX	79	85	79	81	86	88	84	87	85	83	82	75	70	82	83			MIN	69	66	68	67	61	62	63	58	63	65	56	60	62	59	60	LEWES	17	MAX	80	84	85	89	84	87	84	84	88	83	80	78	72	78	79			MIN	69	70	70	70	65	68	68	63	67	68	70	64	67	64	64																																																																																																																																																																																																																																																												
		OBS	84	81	83	82	85	86	88	85	***	83	78	66	75	83	84			MIN	62	62	63	62	61	59	69	66	67	55	52	61	58	58	63			OBS	62	63	62	61	59	69	66	67	***	52	61	58	58	63	60	ALLEGHENY PLATEAU	08																	OAKLAND 1 SE	17	MAX	73	73	77	77	79	82	81	87	80	75	71	69	74	77	79			MIN	54	54	56	55	55	59	62	61	63	47	47	58	55	53	56	SAVAGE RIVER DAM	08	MAX	74	75	76	77	77	78	85	82	83	79	75	74	63	75	81			MIN	58	57	57	60	62	63	64	65	65	51	49	50	56	56	56	DELAWARE																		NORTHERN	01																	NEWARK UNIVERSITY FARM	17	MAX	84	86	86	85	87	89	88	88	87	83	80	71	71	84	85			MIN	67	62	68	64	61	63	65	62	63	63	59	62	60	58	61	WILMINGTON WSO ARPT	MID	MAX	82	83	79	82	84	87	85	84	79	82	79	75	72	82	83			MIN	68	64	69	67	65	67	69	68	68	66	60	63	63	64	63	WILMINGTON PORTER RSVR	MID	MAX	83	84	79	83	85	87	86	85	79	81	78	71	72	84	83			MIN	68	67	67	66	66	67	66	64	68	65	61	61	61	60	64	SOUTHERN	02																	DOVER	17	MAX	82	84	84	79	83	85	84	81	81	80	81	80	71	80	79			MIN	68	66	69	66	64	66	66	62	65	64	64	65	62	60	62	GEORGETOWN 5 SW	08	MAX	87	87	87	83	81	85	87	87	87	86	84	81	77	82	83			MIN	69	66	64	67	61	61	62	55	63	67	58	63	65	58	60	GREENWOOD 2 NE	18	MAX	79	85	79	81	86	88	84	87	85	83	82	75	70	82	83			MIN	69	66	68	67	61	62	63	58	63	65	56	60	62	59	60	LEWES	17	MAX	80	84	85	89	84	87	84	84	88	83	80	78	72	78	79			MIN	69	70	70	70	65	68	68	63	67	68	70	64	67	64	64																																																																																																																																																																																																																																																																														
		MIN	62	62	63	62	61	59	69	66	67	55	52	61	58	58	63			OBS	62	63	62	61	59	69	66	67	***	52	61	58	58	63	60	ALLEGHENY PLATEAU	08																	OAKLAND 1 SE	17	MAX	73	73	77	77	79	82	81	87	80	75	71	69	74	77	79			MIN	54	54	56	55	55	59	62	61	63	47	47	58	55	53	56	SAVAGE RIVER DAM	08	MAX	74	75	76	77	77	78	85	82	83	79	75	74	63	75	81			MIN	58	57	57	60	62	63	64	65	65	51	49	50	56	56	56	DELAWARE																		NORTHERN	01																	NEWARK UNIVERSITY FARM	17	MAX	84	86	86	85	87	89	88	88	87	83	80	71	71	84	85			MIN	67	62	68	64	61	63	65	62	63	63	59	62	60	58	61	WILMINGTON WSO ARPT	MID	MAX	82	83	79	82	84	87	85	84	79	82	79	75	72	82	83			MIN	68	64	69	67	65	67	69	68	68	66	60	63	63	64	63	WILMINGTON PORTER RSVR	MID	MAX	83	84	79	83	85	87	86	85	79	81	78	71	72	84	83			MIN	68	67	67	66	66	67	66	64	68	65	61	61	61	60	64	SOUTHERN	02																	DOVER	17	MAX	82	84	84	79	83	85	84	81	81	80	81	80	71	80	79			MIN	68	66	69	66	64	66	66	62	65	64	64	65	62	60	62	GEORGETOWN 5 SW	08	MAX	87	87	87	83	81	85	87	87	87	86	84	81	77	82	83			MIN	69	66	64	67	61	61	62	55	63	67	58	63	65	58	60	GREENWOOD 2 NE	18	MAX	79	85	79	81	86	88	84	87	85	83	82	75	70	82	83			MIN	69	66	68	67	61	62	63	58	63	65	56	60	62	59	60	LEWES	17	MAX	80	84	85	89	84	87	84	84	88	83	80	78	72	78	79			MIN	69	70	70	70	65	68	68	63	67	68	70	64	67	64	64																																																																																																																																																																																																																																																																																																
		OBS	62	63	62	61	59	69	66	67	***	52	61	58	58	63	60	ALLEGHENY PLATEAU	08																	OAKLAND 1 SE	17	MAX	73	73	77	77	79	82	81	87	80	75	71	69	74	77	79			MIN	54	54	56	55	55	59	62	61	63	47	47	58	55	53	56	SAVAGE RIVER DAM	08	MAX	74	75	76	77	77	78	85	82	83	79	75	74	63	75	81			MIN	58	57	57	60	62	63	64	65	65	51	49	50	56	56	56	DELAWARE																		NORTHERN	01																	NEWARK UNIVERSITY FARM	17	MAX	84	86	86	85	87	89	88	88	87	83	80	71	71	84	85			MIN	67	62	68	64	61	63	65	62	63	63	59	62	60	58	61	WILMINGTON WSO ARPT	MID	MAX	82	83	79	82	84	87	85	84	79	82	79	75	72	82	83			MIN	68	64	69	67	65	67	69	68	68	66	60	63	63	64	63	WILMINGTON PORTER RSVR	MID	MAX	83	84	79	83	85	87	86	85	79	81	78	71	72	84	83			MIN	68	67	67	66	66	67	66	64	68	65	61	61	61	60	64	SOUTHERN	02																	DOVER	17	MAX	82	84	84	79	83	85	84	81	81	80	81	80	71	80	79			MIN	68	66	69	66	64	66	66	62	65	64	64	65	62	60	62	GEORGETOWN 5 SW	08	MAX	87	87	87	83	81	85	87	87	87	86	84	81	77	82	83			MIN	69	66	64	67	61	61	62	55	63	67	58	63	65	58	60	GREENWOOD 2 NE	18	MAX	79	85	79	81	86	88	84	87	85	83	82	75	70	82	83			MIN	69	66	68	67	61	62	63	58	63	65	56	60	62	59	60	LEWES	17	MAX	80	84	85	89	84	87	84	84	88	83	80	78	72	78	79			MIN	69	70	70	70	65	68	68	63	67	68	70	64	67	64	64																																																																																																																																																																																																																																																																																																																		
ALLEGHENY PLATEAU	08																	OAKLAND 1 SE	17	MAX	73	73	77	77	79	82	81	87	80	75	71	69	74	77	79			MIN	54	54	56	55	55	59	62	61	63	47	47	58	55	53	56	SAVAGE RIVER DAM	08	MAX	74	75	76	77	77	78	85	82	83	79	75	74	63	75	81			MIN	58	57	57	60	62	63	64	65	65	51	49	50	56	56	56	DELAWARE																		NORTHERN	01																	NEWARK UNIVERSITY FARM	17	MAX	84	86	86	85	87	89	88	88	87	83	80	71	71	84	85			MIN	67	62	68	64	61	63	65	62	63	63	59	62	60	58	61	WILMINGTON WSO ARPT	MID	MAX	82	83	79	82	84	87	85	84	79	82	79	75	72	82	83			MIN	68	64	69	67	65	67	69	68	68	66	60	63	63	64	63	WILMINGTON PORTER RSVR	MID	MAX	83	84	79	83	85	87	86	85	79	81	78	71	72	84	83			MIN	68	67	67	66	66	67	66	64	68	65	61	61	61	60	64	SOUTHERN	02																	DOVER	17	MAX	82	84	84	79	83	85	84	81	81	80	81	80	71	80	79			MIN	68	66	69	66	64	66	66	62	65	64	64	65	62	60	62	GEORGETOWN 5 SW	08	MAX	87	87	87	83	81	85	87	87	87	86	84	81	77	82	83			MIN	69	66	64	67	61	61	62	55	63	67	58	63	65	58	60	GREENWOOD 2 NE	18	MAX	79	85	79	81	86	88	84	87	85	83	82	75	70	82	83			MIN	69	66	68	67	61	62	63	58	63	65	56	60	62	59	60	LEWES	17	MAX	80	84	85	89	84	87	84	84	88	83	80	78	72	78	79			MIN	69	70	70	70	65	68	68	63	67	68	70	64	67	64	64																																																																																																																																																																																																																																																																																																																																				
OAKLAND 1 SE	17	MAX	73	73	77	77	79	82	81	87	80	75	71	69	74	77	79			MIN	54	54	56	55	55	59	62	61	63	47	47	58	55	53	56	SAVAGE RIVER DAM	08	MAX	74	75	76	77	77	78	85	82	83	79	75	74	63	75	81			MIN	58	57	57	60	62	63	64	65	65	51	49	50	56	56	56	DELAWARE																		NORTHERN	01																	NEWARK UNIVERSITY FARM	17	MAX	84	86	86	85	87	89	88	88	87	83	80	71	71	84	85			MIN	67	62	68	64	61	63	65	62	63	63	59	62	60	58	61	WILMINGTON WSO ARPT	MID	MAX	82	83	79	82	84	87	85	84	79	82	79	75	72	82	83			MIN	68	64	69	67	65	67	69	68	68	66	60	63	63	64	63	WILMINGTON PORTER RSVR	MID	MAX	83	84	79	83	85	87	86	85	79	81	78	71	72	84	83			MIN	68	67	67	66	66	67	66	64	68	65	61	61	61	60	64	SOUTHERN	02																	DOVER	17	MAX	82	84	84	79	83	85	84	81	81	80	81	80	71	80	79			MIN	68	66	69	66	64	66	66	62	65	64	64	65	62	60	62	GEORGETOWN 5 SW	08	MAX	87	87	87	83	81	85	87	87	87	86	84	81	77	82	83			MIN	69	66	64	67	61	61	62	55	63	67	58	63	65	58	60	GREENWOOD 2 NE	18	MAX	79	85	79	81	86	88	84	87	85	83	82	75	70	82	83			MIN	69	66	68	67	61	62	63	58	63	65	56	60	62	59	60	LEWES	17	MAX	80	84	85	89	84	87	84	84	88	83	80	78	72	78	79			MIN	69	70	70	70	65	68	68	63	67	68	70	64	67	64	64																																																																																																																																																																																																																																																																																																																																																						
		MIN	54	54	56	55	55	59	62	61	63	47	47	58	55	53	56	SAVAGE RIVER DAM	08	MAX	74	75	76	77	77	78	85	82	83	79	75	74	63	75	81			MIN	58	57	57	60	62	63	64	65	65	51	49	50	56	56	56	DELAWARE																		NORTHERN	01																	NEWARK UNIVERSITY FARM	17	MAX	84	86	86	85	87	89	88	88	87	83	80	71	71	84	85			MIN	67	62	68	64	61	63	65	62	63	63	59	62	60	58	61	WILMINGTON WSO ARPT	MID	MAX	82	83	79	82	84	87	85	84	79	82	79	75	72	82	83			MIN	68	64	69	67	65	67	69	68	68	66	60	63	63	64	63	WILMINGTON PORTER RSVR	MID	MAX	83	84	79	83	85	87	86	85	79	81	78	71	72	84	83			MIN	68	67	67	66	66	67	66	64	68	65	61	61	61	60	64	SOUTHERN	02																	DOVER	17	MAX	82	84	84	79	83	85	84	81	81	80	81	80	71	80	79			MIN	68	66	69	66	64	66	66	62	65	64	64	65	62	60	62	GEORGETOWN 5 SW	08	MAX	87	87	87	83	81	85	87	87	87	86	84	81	77	82	83			MIN	69	66	64	67	61	61	62	55	63	67	58	63	65	58	60	GREENWOOD 2 NE	18	MAX	79	85	79	81	86	88	84	87	85	83	82	75	70	82	83			MIN	69	66	68	67	61	62	63	58	63	65	56	60	62	59	60	LEWES	17	MAX	80	84	85	89	84	87	84	84	88	83	80	78	72	78	79			MIN	69	70	70	70	65	68	68	63	67	68	70	64	67	64	64																																																																																																																																																																																																																																																																																																																																																																								
SAVAGE RIVER DAM	08	MAX	74	75	76	77	77	78	85	82	83	79	75	74	63	75	81			MIN	58	57	57	60	62	63	64	65	65	51	49	50	56	56	56	DELAWARE																		NORTHERN	01																	NEWARK UNIVERSITY FARM	17	MAX	84	86	86	85	87	89	88	88	87	83	80	71	71	84	85			MIN	67	62	68	64	61	63	65	62	63	63	59	62	60	58	61	WILMINGTON WSO ARPT	MID	MAX	82	83	79	82	84	87	85	84	79	82	79	75	72	82	83			MIN	68	64	69	67	65	67	69	68	68	66	60	63	63	64	63	WILMINGTON PORTER RSVR	MID	MAX	83	84	79	83	85	87	86	85	79	81	78	71	72	84	83			MIN	68	67	67	66	66	67	66	64	68	65	61	61	61	60	64	SOUTHERN	02																	DOVER	17	MAX	82	84	84	79	83	85	84	81	81	80	81	80	71	80	79			MIN	68	66	69	66	64	66	66	62	65	64	64	65	62	60	62	GEORGETOWN 5 SW	08	MAX	87	87	87	83	81	85	87	87	87	86	84	81	77	82	83			MIN	69	66	64	67	61	61	62	55	63	67	58	63	65	58	60	GREENWOOD 2 NE	18	MAX	79	85	79	81	86	88	84	87	85	83	82	75	70	82	83			MIN	69	66	68	67	61	62	63	58	63	65	56	60	62	59	60	LEWES	17	MAX	80	84	85	89	84	87	84	84	88	83	80	78	72	78	79			MIN	69	70	70	70	65	68	68	63	67	68	70	64	67	64	64																																																																																																																																																																																																																																																																																																																																																																																										
		MIN	58	57	57	60	62	63	64	65	65	51	49	50	56	56	56	DELAWARE																		NORTHERN	01																	NEWARK UNIVERSITY FARM	17	MAX	84	86	86	85	87	89	88	88	87	83	80	71	71	84	85			MIN	67	62	68	64	61	63	65	62	63	63	59	62	60	58	61	WILMINGTON WSO ARPT	MID	MAX	82	83	79	82	84	87	85	84	79	82	79	75	72	82	83			MIN	68	64	69	67	65	67	69	68	68	66	60	63	63	64	63	WILMINGTON PORTER RSVR	MID	MAX	83	84	79	83	85	87	86	85	79	81	78	71	72	84	83			MIN	68	67	67	66	66	67	66	64	68	65	61	61	61	60	64	SOUTHERN	02																	DOVER	17	MAX	82	84	84	79	83	85	84	81	81	80	81	80	71	80	79			MIN	68	66	69	66	64	66	66	62	65	64	64	65	62	60	62	GEORGETOWN 5 SW	08	MAX	87	87	87	83	81	85	87	87	87	86	84	81	77	82	83			MIN	69	66	64	67	61	61	62	55	63	67	58	63	65	58	60	GREENWOOD 2 NE	18	MAX	79	85	79	81	86	88	84	87	85	83	82	75	70	82	83			MIN	69	66	68	67	61	62	63	58	63	65	56	60	62	59	60	LEWES	17	MAX	80	84	85	89	84	87	84	84	88	83	80	78	72	78	79			MIN	69	70	70	70	65	68	68	63	67	68	70	64	67	64	64																																																																																																																																																																																																																																																																																																																																																																																																												
DELAWARE																		NORTHERN	01																	NEWARK UNIVERSITY FARM	17	MAX	84	86	86	85	87	89	88	88	87	83	80	71	71	84	85			MIN	67	62	68	64	61	63	65	62	63	63	59	62	60	58	61	WILMINGTON WSO ARPT	MID	MAX	82	83	79	82	84	87	85	84	79	82	79	75	72	82	83			MIN	68	64	69	67	65	67	69	68	68	66	60	63	63	64	63	WILMINGTON PORTER RSVR	MID	MAX	83	84	79	83	85	87	86	85	79	81	78	71	72	84	83			MIN	68	67	67	66	66	67	66	64	68	65	61	61	61	60	64	SOUTHERN	02																	DOVER	17	MAX	82	84	84	79	83	85	84	81	81	80	81	80	71	80	79			MIN	68	66	69	66	64	66	66	62	65	64	64	65	62	60	62	GEORGETOWN 5 SW	08	MAX	87	87	87	83	81	85	87	87	87	86	84	81	77	82	83			MIN	69	66	64	67	61	61	62	55	63	67	58	63	65	58	60	GREENWOOD 2 NE	18	MAX	79	85	79	81	86	88	84	87	85	83	82	75	70	82	83			MIN	69	66	68	67	61	62	63	58	63	65	56	60	62	59	60	LEWES	17	MAX	80	84	85	89	84	87	84	84	88	83	80	78	72	78	79			MIN	69	70	70	70	65	68	68	63	67	68	70	64	67	64	64																																																																																																																																																																																																																																																																																																																																																																																																																														
NORTHERN	01																	NEWARK UNIVERSITY FARM	17	MAX	84	86	86	85	87	89	88	88	87	83	80	71	71	84	85			MIN	67	62	68	64	61	63	65	62	63	63	59	62	60	58	61	WILMINGTON WSO ARPT	MID	MAX	82	83	79	82	84	87	85	84	79	82	79	75	72	82	83			MIN	68	64	69	67	65	67	69	68	68	66	60	63	63	64	63	WILMINGTON PORTER RSVR	MID	MAX	83	84	79	83	85	87	86	85	79	81	78	71	72	84	83			MIN	68	67	67	66	66	67	66	64	68	65	61	61	61	60	64	SOUTHERN	02																	DOVER	17	MAX	82	84	84	79	83	85	84	81	81	80	81	80	71	80	79			MIN	68	66	69	66	64	66	66	62	65	64	64	65	62	60	62	GEORGETOWN 5 SW	08	MAX	87	87	87	83	81	85	87	87	87	86	84	81	77	82	83			MIN	69	66	64	67	61	61	62	55	63	67	58	63	65	58	60	GREENWOOD 2 NE	18	MAX	79	85	79	81	86	88	84	87	85	83	82	75	70	82	83			MIN	69	66	68	67	61	62	63	58	63	65	56	60	62	59	60	LEWES	17	MAX	80	84	85	89	84	87	84	84	88	83	80	78	72	78	79			MIN	69	70	70	70	65	68	68	63	67	68	70	64	67	64	64																																																																																																																																																																																																																																																																																																																																																																																																																																																
NEWARK UNIVERSITY FARM	17	MAX	84	86	86	85	87	89	88	88	87	83	80	71	71	84	85			MIN	67	62	68	64	61	63	65	62	63	63	59	62	60	58	61	WILMINGTON WSO ARPT	MID	MAX	82	83	79	82	84	87	85	84	79	82	79	75	72	82	83			MIN	68	64	69	67	65	67	69	68	68	66	60	63	63	64	63	WILMINGTON PORTER RSVR	MID	MAX	83	84	79	83	85	87	86	85	79	81	78	71	72	84	83			MIN	68	67	67	66	66	67	66	64	68	65	61	61	61	60	64	SOUTHERN	02																	DOVER	17	MAX	82	84	84	79	83	85	84	81	81	80	81	80	71	80	79			MIN	68	66	69	66	64	66	66	62	65	64	64	65	62	60	62	GEORGETOWN 5 SW	08	MAX	87	87	87	83	81	85	87	87	87	86	84	81	77	82	83			MIN	69	66	64	67	61	61	62	55	63	67	58	63	65	58	60	GREENWOOD 2 NE	18	MAX	79	85	79	81	86	88	84	87	85	83	82	75	70	82	83			MIN	69	66	68	67	61	62	63	58	63	65	56	60	62	59	60	LEWES	17	MAX	80	84	85	89	84	87	84	84	88	83	80	78	72	78	79			MIN	69	70	70	70	65	68	68	63	67	68	70	64	67	64	64																																																																																																																																																																																																																																																																																																																																																																																																																																																																		
		MIN	67	62	68	64	61	63	65	62	63	63	59	62	60	58	61	WILMINGTON WSO ARPT	MID	MAX	82	83	79	82	84	87	85	84	79	82	79	75	72	82	83			MIN	68	64	69	67	65	67	69	68	68	66	60	63	63	64	63	WILMINGTON PORTER RSVR	MID	MAX	83	84	79	83	85	87	86	85	79	81	78	71	72	84	83			MIN	68	67	67	66	66	67	66	64	68	65	61	61	61	60	64	SOUTHERN	02																	DOVER	17	MAX	82	84	84	79	83	85	84	81	81	80	81	80	71	80	79			MIN	68	66	69	66	64	66	66	62	65	64	64	65	62	60	62	GEORGETOWN 5 SW	08	MAX	87	87	87	83	81	85	87	87	87	86	84	81	77	82	83			MIN	69	66	64	67	61	61	62	55	63	67	58	63	65	58	60	GREENWOOD 2 NE	18	MAX	79	85	79	81	86	88	84	87	85	83	82	75	70	82	83			MIN	69	66	68	67	61	62	63	58	63	65	56	60	62	59	60	LEWES	17	MAX	80	84	85	89	84	87	84	84	88	83	80	78	72	78	79			MIN	69	70	70	70	65	68	68	63	67	68	70	64	67	64	64																																																																																																																																																																																																																																																																																																																																																																																																																																																																																				
WILMINGTON WSO ARPT	MID	MAX	82	83	79	82	84	87	85	84	79	82	79	75	72	82	83			MIN	68	64	69	67	65	67	69	68	68	66	60	63	63	64	63	WILMINGTON PORTER RSVR	MID	MAX	83	84	79	83	85	87	86	85	79	81	78	71	72	84	83			MIN	68	67	67	66	66	67	66	64	68	65	61	61	61	60	64	SOUTHERN	02																	DOVER	17	MAX	82	84	84	79	83	85	84	81	81	80	81	80	71	80	79			MIN	68	66	69	66	64	66	66	62	65	64	64	65	62	60	62	GEORGETOWN 5 SW	08	MAX	87	87	87	83	81	85	87	87	87	86	84	81	77	82	83			MIN	69	66	64	67	61	61	62	55	63	67	58	63	65	58	60	GREENWOOD 2 NE	18	MAX	79	85	79	81	86	88	84	87	85	83	82	75	70	82	83			MIN	69	66	68	67	61	62	63	58	63	65	56	60	62	59	60	LEWES	17	MAX	80	84	85	89	84	87	84	84	88	83	80	78	72	78	79			MIN	69	70	70	70	65	68	68	63	67	68	70	64	67	64	64																																																																																																																																																																																																																																																																																																																																																																																																																																																																																																						
		MIN	68	64	69	67	65	67	69	68	68	66	60	63	63	64	63	WILMINGTON PORTER RSVR	MID	MAX	83	84	79	83	85	87	86	85	79	81	78	71	72	84	83			MIN	68	67	67	66	66	67	66	64	68	65	61	61	61	60	64	SOUTHERN	02																	DOVER	17	MAX	82	84	84	79	83	85	84	81	81	80	81	80	71	80	79			MIN	68	66	69	66	64	66	66	62	65	64	64	65	62	60	62	GEORGETOWN 5 SW	08	MAX	87	87	87	83	81	85	87	87	87	86	84	81	77	82	83			MIN	69	66	64	67	61	61	62	55	63	67	58	63	65	58	60	GREENWOOD 2 NE	18	MAX	79	85	79	81	86	88	84	87	85	83	82	75	70	82	83			MIN	69	66	68	67	61	62	63	58	63	65	56	60	62	59	60	LEWES	17	MAX	80	84	85	89	84	87	84	84	88	83	80	78	72	78	79			MIN	69	70	70	70	65	68	68	63	67	68	70	64	67	64	64																																																																																																																																																																																																																																																																																																																																																																																																																																																																																																																								
WILMINGTON PORTER RSVR	MID	MAX	83	84	79	83	85	87	86	85	79	81	78	71	72	84	83			MIN	68	67	67	66	66	67	66	64	68	65	61	61	61	60	64	SOUTHERN	02																	DOVER	17	MAX	82	84	84	79	83	85	84	81	81	80	81	80	71	80	79			MIN	68	66	69	66	64	66	66	62	65	64	64	65	62	60	62	GEORGETOWN 5 SW	08	MAX	87	87	87	83	81	85	87	87	87	86	84	81	77	82	83			MIN	69	66	64	67	61	61	62	55	63	67	58	63	65	58	60	GREENWOOD 2 NE	18	MAX	79	85	79	81	86	88	84	87	85	83	82	75	70	82	83			MIN	69	66	68	67	61	62	63	58	63	65	56	60	62	59	60	LEWES	17	MAX	80	84	85	89	84	87	84	84	88	83	80	78	72	78	79			MIN	69	70	70	70	65	68	68	63	67	68	70	64	67	64	64																																																																																																																																																																																																																																																																																																																																																																																																																																																																																																																																										
		MIN	68	67	67	66	66	67	66	64	68	65	61	61	61	60	64	SOUTHERN	02																	DOVER	17	MAX	82	84	84	79	83	85	84	81	81	80	81	80	71	80	79			MIN	68	66	69	66	64	66	66	62	65	64	64	65	62	60	62	GEORGETOWN 5 SW	08	MAX	87	87	87	83	81	85	87	87	87	86	84	81	77	82	83			MIN	69	66	64	67	61	61	62	55	63	67	58	63	65	58	60	GREENWOOD 2 NE	18	MAX	79	85	79	81	86	88	84	87	85	83	82	75	70	82	83			MIN	69	66	68	67	61	62	63	58	63	65	56	60	62	59	60	LEWES	17	MAX	80	84	85	89	84	87	84	84	88	83	80	78	72	78	79			MIN	69	70	70	70	65	68	68	63	67	68	70	64	67	64	64																																																																																																																																																																																																																																																																																																																																																																																																																																																																																																																																																												
SOUTHERN	02																	DOVER	17	MAX	82	84	84	79	83	85	84	81	81	80	81	80	71	80	79			MIN	68	66	69	66	64	66	66	62	65	64	64	65	62	60	62	GEORGETOWN 5 SW	08	MAX	87	87	87	83	81	85	87	87	87	86	84	81	77	82	83			MIN	69	66	64	67	61	61	62	55	63	67	58	63	65	58	60	GREENWOOD 2 NE	18	MAX	79	85	79	81	86	88	84	87	85	83	82	75	70	82	83			MIN	69	66	68	67	61	62	63	58	63	65	56	60	62	59	60	LEWES	17	MAX	80	84	85	89	84	87	84	84	88	83	80	78	72	78	79			MIN	69	70	70	70	65	68	68	63	67	68	70	64	67	64	64																																																																																																																																																																																																																																																																																																																																																																																																																																																																																																																																																																														
DOVER	17	MAX	82	84	84	79	83	85	84	81	81	80	81	80	71	80	79			MIN	68	66	69	66	64	66	66	62	65	64	64	65	62	60	62	GEORGETOWN 5 SW	08	MAX	87	87	87	83	81	85	87	87	87	86	84	81	77	82	83			MIN	69	66	64	67	61	61	62	55	63	67	58	63	65	58	60	GREENWOOD 2 NE	18	MAX	79	85	79	81	86	88	84	87	85	83	82	75	70	82	83			MIN	69	66	68	67	61	62	63	58	63	65	56	60	62	59	60	LEWES	17	MAX	80	84	85	89	84	87	84	84	88	83	80	78	72	78	79			MIN	69	70	70	70	65	68	68	63	67	68	70	64	67	64	64																																																																																																																																																																																																																																																																																																																																																																																																																																																																																																																																																																																																
		MIN	68	66	69	66	64	66	66	62	65	64	64	65	62	60	62	GEORGETOWN 5 SW	08	MAX	87	87	87	83	81	85	87	87	87	86	84	81	77	82	83			MIN	69	66	64	67	61	61	62	55	63	67	58	63	65	58	60	GREENWOOD 2 NE	18	MAX	79	85	79	81	86	88	84	87	85	83	82	75	70	82	83			MIN	69	66	68	67	61	62	63	58	63	65	56	60	62	59	60	LEWES	17	MAX	80	84	85	89	84	87	84	84	88	83	80	78	72	78	79			MIN	69	70	70	70	65	68	68	63	67	68	70	64	67	64	64																																																																																																																																																																																																																																																																																																																																																																																																																																																																																																																																																																																																																		
GEORGETOWN 5 SW	08	MAX	87	87	87	83	81	85	87	87	87	86	84	81	77	82	83			MIN	69	66	64	67	61	61	62	55	63	67	58	63	65	58	60	GREENWOOD 2 NE	18	MAX	79	85	79	81	86	88	84	87	85	83	82	75	70	82	83			MIN	69	66	68	67	61	62	63	58	63	65	56	60	62	59	60	LEWES	17	MAX	80	84	85	89	84	87	84	84	88	83	80	78	72	78	79			MIN	69	70	70	70	65	68	68	63	67	68	70	64	67	64	64																																																																																																																																																																																																																																																																																																																																																																																																																																																																																																																																																																																																																																				
		MIN	69	66	64	67	61	61	62	55	63	67	58	63	65	58	60	GREENWOOD 2 NE	18	MAX	79	85	79	81	86	88	84	87	85	83	82	75	70	82	83			MIN	69	66	68	67	61	62	63	58	63	65	56	60	62	59	60	LEWES	17	MAX	80	84	85	89	84	87	84	84	88	83	80	78	72	78	79			MIN	69	70	70	70	65	68	68	63	67	68	70	64	67	64	64																																																																																																																																																																																																																																																																																																																																																																																																																																																																																																																																																																																																																																																						
GREENWOOD 2 NE	18	MAX	79	85	79	81	86	88	84	87	85	83	82	75	70	82	83			MIN	69	66	68	67	61	62	63	58	63	65	56	60	62	59	60	LEWES	17	MAX	80	84	85	89	84	87	84	84	88	83	80	78	72	78	79			MIN	69	70	70	70	65	68	68	63	67	68	70	64	67	64	64																																																																																																																																																																																																																																																																																																																																																																																																																																																																																																																																																																																																																																																																								
		MIN	69	66	68	67	61	62	63	58	63	65	56	60	62	59	60	LEWES	17	MAX	80	84	85	89	84	87	84	84	88	83	80	78	72	78	79			MIN	69	70	70	70	65	68	68	63	67	68	70	64	67	64	64																																																																																																																																																																																																																																																																																																																																																																																																																																																																																																																																																																																																																																																																																										
LEWES	17	MAX	80	84	85	89	84	87	84	84	88	83	80	78	72	78	79			MIN	69	70	70	70	65	68	68	63	67	68	70	64	67	64	64																																																																																																																																																																																																																																																																																																																																																																																																																																																																																																																																																																																																																																																																																																												
		MIN	69	70	70	70	65	68	68	63	67	68	70	64	67	64	64																																																																																																																																																																																																																																																																																																																																																																																																																																																																																																																																																																																																																																																																																																																														

DAILY TEMPERATURES ( °F )

STATION	DAY OF MONTH																AVERAGE
	16	17	18	19	20	21	22	23	24	25	26	27	28	29	30	31	
UNIONVILLE	83	85	86	87	85	86	91	91	85	86	87	80	84	87	83	85	M
	61	58	61	56	58	64	63	59	64	54	55	56	58	59	56	53	84.8
WESTMINSTER POL BRKS	84	81	81	83	85	83	82	89	89	83	86	85	86	80	85	84	59.5
																	83.7
	60	58	61	60	61	61	61	63	62	58	60	57	56	56	66	56	96
WOODSTOCK	85	85	85	88	84	83	90	91	85	86	87	83	83	82	84	83	59.5
	63	60	65	60	61	64	67	62	67	60	59	63	60	59	61	57	84.2
APPALACHIAN MOUNTAIN CUMBERLAND 2 07	83	83	84	84	87	88	90	90	87	83	86	84	83	86	83	84	61.8
	60	60	58	60	62	66	65	67	54	56	57	63	62	59	56	56	84.1
FROSTBURG 2	80	76	76	77	76	80	80	82	82	75	75	77	76	75	77	75	60.9
	60	56	54	56	57	60	64	64	64	51	51	53	60	56	56	55	75.9
HANCOCK	84	86	78	82	84	85	85	86	89	85	82	84	84	82	82	83	57.4
	86	78	82	84	85	85	86	89	85	82	84	84	82	82	83	82	82.5
	60	60	60	58	59	63	67	64	66	60	57	59	63	61	57	55	60.9
	60	60	58	59	63	67	64	66	60	57	59	63	61	57	55	57	
ALLEGHENY PLATEAU 08	77	72	77	76	81	80	81	82	81	75	80	79	76	76	76	76	77.4
OAKLAND 1 SE	58	56	55	51	54	58	61	61	61	49	49	55	58	55	52	48	55.4
SAVAGE RIVER DAM	83	77	78	81	79	83	82	83	84	75	78	80	79	78	79	80	78.5
	57	56	56	54	54	58	63	63	63	50	51	52	61	59	55	53	57.2
<b>DELAWARE</b>																	
NORTHERN 01																	
NEWARK UNIVERSITY FARM	86	84	85	86	85	82	89	91	90	84	87	86	83	84	84	84	84.6
	57	62	63	63	63	62	64	69	70	62	60	63	64	66	60	59	62.7
WILMINGTON WSO ARPT	82	83	84	85	80	81	88	89	85	84	85	84	82	83	83	83	82.5
	66	64	65	63	67	65	67	72	68	63	63	66	66	65	63	61	65.4
WILMINGTON PORTER RSVR	84	85	84	86	81	80	86	90	84	84	85	82	81	82	83	83	82.6
	65	65	65	66	65	65	66	70	69	65	64	66	67	66	64	61	65.2
SOUTHERN 02																	
DOVER	82	83	84	85	85	80	84	89	89	81	83	81	82	82	83	83	82.3
	63	65	68	66	63	64	65	72	69	64	63	65	68	64	65	61	65.0
GEORGETOWN 5 SW	81	85	86	87	84	82	82	88	90	88	83	85	81	82	84	84	84.4
	59	62	62	63	61	59	63	62	69	67	59	64	66	61	61	60	62.5
GREENWOOD 2 NE	84	85	86	85	83	80	88	89	86	86	85	82	84	81	84	82	83.2
	61	61	66	63	62	60	62	64	69	65	60	64	64	60	60	56	62.5
LEWES	85	84	85	84	84	87	85	90	90	82	84	81	81	80	80	79	83.1
	65	65	72	70	68	65	68	69	74	72	65	70	71	67	67	63	67.7

EVAPORATION AND WIND

STATION		DAY OF MONTH														
		1	2	3	4	5	6	7	8	9	10	11	12	13	14	15
<b>MARYLAND</b>																
UPPER SOUTHERN 04																
BELTSVILLE	WIND	48	23	27	*	61	24	27	27	45	*	*	96	69	55	25
	EVAP	11	18	18	*	30	15	20	20	15	*	*	34	6	6	17
	MAX	82	90	89	-	-	-	-	-	-	-	-	86	71	73	89
	MIN	70	66	66	-	-	-	-	-	-	-	-	61	62	61	62
UPPER MARLBORO 3 NNW	WIND	2	1	0	0	1	0	0	0	1	0	2	0	6	4	1
	EVAP	8	18	18	15	15	19	17	18	23	2	19	16	10	6	16
	MAX	86	95	93	93	95	97	98	97	96	75	93	93	74	75	94
	MIN	70	68	68	67	67	68	66	66	69	65	63	63	63	64	64
<b>DELAWARE</b>																
NORTHERN 01																
NEWARK UNIVERSITY FARM	WIND	13	13	18	14	9	10	10	11	12	29	20	24	49	13	12
	EVAP	11	16	21	11	17	22	20	16	14	5	20	24	-	9	16
	MAX	-	-	-	-	-	-	-	-	-	-	-	-	-	-	-
	MIN	-	-	-	-	-	-	-	-	-	-	-	-	-	-	-
SOUTHERN 02																
GEORGETOWN 5 SW	WIND	27	4	0	2	0	0	2	*	4	11	6	14	8	15	20
	EVAP	37	-	-	35	24	26	20	28	29	-	44	33	31	6	12
	MAX	82	80	94	89	90	92	94	92	96	91	90	88	83	83	84
	MIN	70	70	68	68	67	66	68	65	69	68	64	66	64	64	63

Evaporation: Is measured in hundredths of inches  
 Wind: Is measured in miles  
 Max and Min: The maximum and minimum temperatures (Fahrenheit) of the water in the evaporation pan

EVAPORATION AND WIND

STATION	DAY OF MONTH																TOTAL OR AVERAGE
	16	17	18	19	20	21	22	23	24	25	26	27	28	29	30	31	
<b>MARYLAND</b>																	
UPPER SOUTHERN 04 BELTSVILLE	36	*	*	83	25	50	27	25	*	*	113	27	31	29	34	-	1040B
	19	*	*	51	19	19	10	20	*	*	56	19	13	16	18	-	4.85B
	90	-	-	91	90	87	87	92	-	-	95	89	84	87	87	-	M
	67	-	-	63	65	65	66	67	-	-	63	64	63	63	65	-	M
UPPER MARLBORO 3 NNW	0	1	0	0	0	8	5	0	3	2	*	8	5	1	0	2	53
	19	16	14	15	20	23	16	17	20	17	17	*	36	15	17	17	4.99
	96	96	93	96	95	90	93	97	99	93	95	94	94	92	92	92	92.3
	69	66	66	68	67	66	66	70	71	65	65	65	65	65	67	64	66.3
<b>DELAWARE</b>																	
NORTHERN 01 NEWARK UNIVERSITY FARM	10	23	21	15	12	13	10	14	25	17	11	14	21	20	19	13	515
	19	25	36	18	17	9	12	17	23	17	17	16	13	15	21	18	5.32B
	-	-	-	-	-	-	-	-	-	-	-	-	-	-	-	-	M
	-	-	-	-	-	-	-	-	-	-	-	-	-	-	-	-	M
SOUTHERN 02 GEORGETOWN 5 SW	1	2	6	1	0	2	11	3	10	1	1	2	3	13	1	1	171
	23	34	25	12	29	31	7	20	16	30	16	18	16	18	24	22	7.37B
	84	91	92	93	93	89	87	95	99	93	88	91	87	87	86	85	89.3
	68	65	66	68	67	64	64	70	72	68	66	68	68	66	66	62	66.7

Evaporation: Is measured in hundredths of inches

Wind: Is measured in miles

Max and Min: The maximum and minimum temperatures (Fahrenheit) of the water in the evaporation pan

STATION INDEX

STATION	INDEX NO.	DIVISION	COUNTY	LATITUDE	LONGITUDE	ELEVATION (IN FEET)	OBSERVATION TIME AND TABLES				OBSERVER
							LOCAL STD TIME				
							TEMP	PRECP	EVAP	SPECIAL SEE (NOTES)	
<b>MARYLAND</b>											
ABERDEEN PHILLIPS FIEL	0015	06	HARFORD	39 28	76 10W	57	16	16		C H	PHILLIPS ARMY AIRFIELD
ANNAPOLIS POLICE BRKS	0193	04	ANNE ARUNDEL	38 59	76 30W	25	17	17		H	ANNAPOLIS POLICE BRKS
ASSATEAGUE IS NATL SEA	0335	01	WORCESTER	38 14	75 8W	10	07	07		H	NATIONAL PARK SERVICE
BALTIMORE WSO ARPT	0465	04	ANNE ARUNDEL	39 11	76 40W	148	MID	MID		C HJ	NATL WEATHER SERVICE
BALTIMORE CITY # R	0470	06	BALTIMORE CI	39 17	76 37W	14	MID	MID		C H	NATIONAL WEATHER SERVICE
BELTSVILLE	0700	04	PRINCE GEORG	39 2	76 53W	145	08	08	08	C H	AGRI RESEARCH CTR EAST
BENSON POLICE BARRACKS	0732	06	HARFORD	39 30	76 23W	365	17	17		H	INACTIVE 03/01/95
CATOCTIN MOUNTAIN PARK	1530	06	FREDERICK	39 39	77 29W	1610	17	17		H	CATOCTIN MOUNTAIN PARK
CHESTERTOWN	1750	05	KENT	39 13	76 4W	40	23	23		H	THOMAS W ELIASON JR
CLARKSVILLE 3 NNE	1862	06	HOWARD	39 15	76 56W	370	17	17		H	CMREC - CLARKSVILLE
COLLEGE PARK	1995	04	PRINCE GEORG	38 59	76 57W	90	09	09		C H	INACTIVE 04/01/96
CONOWINGO DAM	2060	06	HARFORD	39 39	76 10W	40	MID	MID		H	SUSQUEHANNA ELECTRIC CO
CUMBERLAND 2	2282	07	ALLEGANY	39 38	78 45W	730	17	07		H	TIMOTHY B THOMAS
DALECARLIA RESERVOIR	2325	04	DIS COLUMBIA	38 56	77 7W	150	17	17		H	U S CORPUS OF ENGINEERS
DAMASCUS 2 SW	2335	06	MONTGOMERY	39 16	77 14W	722	19	19		H	INACTIVE 01/01/92
DAMASCUS 2 SSW	2336	06	MONTGOMERY	39 16	77 14W	670	22	22		H	ROBERT J LEFFLER
EMMITSBURG 2 SE	2906	06	FREDERICK	39 41	77 18W	416	17	17		H	LUCILLE K BEALE
FREDERICK POLICE BRKS	3348	06	FREDERICK	39 25	77 26W	380	17	17		H	MARYLAND STATE POLICE
FROSTBURG 2	3415	07	ALLEGANY	39 40	78 56W	2168	07	07		H	KENNETH L CLOSE
GLENN DALE BELL STN	3675	04	PRINCE GEORG	38 58	76 48W	150	16	16		H	USDA PLANT INTRODUCT STN
HAGERSTOWN	3975	07	WASHINGTON	39 39	77 44W	660	08	08		H	INACTIVE 11/01/93
HANCOCK	4030	07	WASHINGTON	39 42	78 11W	428	08	08		C H	TOWN OF HANCOCK
LA PLATA 1 W	5080	03	CHARLES	38 32	77 0W	140	18	18		H	BONNIE L RAFER
LAUREL 3 W	5111	04	PRINCE GEORG	39 6	76 54W	400	MID	MID		H	WA SUBURBAN SANITARY COM
MECHANICSVILLE 5 NE	5865	03	ST MARYS	38 27	76 41W	100	19	19		H	SANDRA J HASTINGS
MERRILL	5894	08	GARRETT	39 36	79 5W	1790		09		H	DELWOOD E MERRILL
MILLERS 4 NE	5934	06	CARROLL	39 43	76 48W	860	18	18		C H	BOBBY MILLER
MILLINGTON 1 SE	5985	05	KENT	39 16	75 52W	30	18	18		H	HOWARD L HARVEY
NATIONAL ARBORETUM DC	6350	04	DIS COLUMBIA	38 54	76 59W	50	07	07		H	US NATIONAL ARBORETUM
OAKLAND 1 SE	6620	08	GARRETT	39 24	79 24W	2419	17	17		H	BEA J CROSCO
OWINGS FERRY LANDING	6770	03	CALVERT	38 41	76 40W	160	17	17		H	JAMES C RASMUSSEN
POTOMAC FILTER PLANT	7272	06	MONTGOMERY	39 2	77 15W	270		08		H	POTOMAC WATER FILT PLANT
PRINCESS ANNE	7330	01	SOMERSET	38 13	75 41W	20	17	17		H	UNIV OF MD EASTERN SHORE
ROCKVILLE 1 NE	7705	06	MONTGOMERY	39 6	77 6W	440	MID	17		H	WASHINGTON GAS & ELEC CO
ROYAL OAK 2 SSW	7806	02	TALBOT	38 43	76 11W	10	18	18		H	JOHN L SWAINE JR
SALISBURY	8000	01	WICOMICO	38 22	75 35W	10	17	17		H	CITY OF SALISBURY
SALISBURY FAA ARPT #	8005	01	WICOMICO	38 20	75 31W	50	MID	MID		H	FAA
SAVAGE RIVER DAM	8065	08	GARRETT	39 31	79 8W	1495	08	08	08	C H	US CORPUS OF ENGINEERS
SNOW HILL 4 N	8380	01	WORCESTER	38 14	75 23W	30	17	17		H	CURTIS E SHOCKLEY
TOWSON	8877	06	BALTIMORE	39 23	76 34W	390	18	18		H	ENVIRONMENTAL TECH GROUP
UNIONVILLE	9030	06	FREDERICK	39 27	77 11W	430	17	17		C H	ROBERT YOUNG
UPPER MARLBORO 3 NNW	9070	04	PRINCE GEORG	38 52	76 47W	100	08	08	08	H	UNIVERSITY OF MARYLAND
VIENNA	9140	02	DORCHESTER	38 29	75 50W	10	18	18		H	DELMARVA POWER & LIGHT
WESTMINSTER POL BRKS	9440	06	CARROLL	39 33	76 58W	765	17	17		H	MARYLAND STATE POLICE
WOODSTOCK	9750	06	BALTIMORE	39 20	76 52W	460	18	18		H	JOHN A HILTZ
<b>DELAWARE</b>											
DOVER	2730	02	KENT	39 9	75 31W	30	17	17		H	STATE HIGHWAY DEPT
GEORGETOWN 5 SW	3570	02	SUSSEX	38 38	75 27W	45	08	08	08	C H	UNIV OF DEL SUBSTATION
GREENWOOD 2 NE	3595	02	SUSSEX	38 50	75 35W	45	18	18		H	DANIEL M SWARTZENTRUBER
LEWES	5320	02	SUSSEX	38 46	75 8W	15	17	17		H	BOARD OF PUBLIC WORKS
NEWARK UNIVERSITY FARM	6410	01	NEW CASTLE	39 40	75 44W	90	17	17	17	C H	UNIV OF DEL AGRIC FARM
WILMINGTON WSO ARPT R	9595	01	NEW CASTLE	39 40	75 36W	74	MID	MID		C HJ	NATIONAL WEATHER SERVICE
WILMINGTON PORTER RSVR	9605	01	NEW CASTLE	39 46	75 32W	270	MID	MID		H	PUBLIC WORKS

## REFERENCE NOTES

### DEFINITIONS

**STATION NAMES:** Name of the city, town or locality. Figures and letters following the station names indicate the distance in miles and direction from the post office or town community center.

**DIVISIONS:** Areas within a state of similar climatological characteristics. Division averages are calculated using data from stations that record both temperature and precipitation (i.e. not precipitation alone).

**NORMALS:** The average value of the meteorological element over a time period. Effective 1 January 1993, the averaging period is 1961 to 1990. The normals for National Weather Service localities have been adjusted so as to be representative for the current observation site.

**MONTHLY DEGREE DAY TOTALS:** One heating (cooling) degree day is accumulated for each whole degree that the daily mean temperature is below (above) 65 degrees Fahrenheit.

**PRECIPITATION:** Values shown in hundredths of inches are water equivalent totals, i.e., total of liquid and melted frozen precipitation. In the "Monthly Summarized Data" table the total snow and sleet values shown in tenths of inches are unmelted amounts. The max depth on ground values of snow and sleet shown in whole inches are cumulative unmelted amounts. The number of days with .10, .50, 1.00 or more refers to water equivalents.

**TEMPERATURE:** Original and edited temperature values are given in the "Daily Temperature" table. Edited values are produced when an original value is missing or when surrounding stations indicated a suspect original value. When a line labeled OBS is present and contains either a daily temperature (suspect) or \*\*\* (missing), the temperature appearing directly above, on the line labeled MAX or MIN, is an edited value. Summary temperature information (averages, departures, extremes, monthly degree day totals) is based on the values labeled MAX/MIN.

**WIND:** (As shown in the "Evaporation and Wind" table) the total wind movement in miles over the evaporation pan as determined by an anemometer recorder located 6-8 inches above the pan.

### SYMBOLS AND LETTERS USED IN THE STATION INDEX TABLE

# Thermometers located in a rooftop shelter.  
// Rain gage equipped with a windshield  
AR Observation made "after rain" has occurred.  
C Station is equipped with recording rain gage (R) but values in this bulletin are from a non-recording rain gage unless indicated by an R.  
G Observations appear in the "Soil Temperatures" table.  
H Observations appear in the "Snowfall and Snow on the Ground" table.  
J Station also published as a Local Climatological Data publication.  
MID Observation time is midnight.  
MO Rain gage read once monthly, usually the last day.  
OC Rain gage readings vary from a few weeks to several months.  
R Amounts from recording rain gage.  
SR Observation time near sunrise.  
SS Observation time near sunset.  
VAR Observation time varies.  
WI Rain gage read weekly or irregularly.  
WM Rain gage read weekly and last day of the month.

### SYMBOLS AND LETTERS USED IN THE DATA TABLES

(DAILY DATA ARE FOR THE 24 HOURS IMMEDIATELY PRECEDING OBSERVATION TIME.)

**BLANK** Entries in the "Monthly Summarized Data" table indicate no record.

**BLANK** Entries in the "Daily Precipitation" and "Snowfall and Snow on the Ground" tables indicate zero.

**BLANK** Entries in the "Daily Temperature" table indicate a missing record where an edited value could not be determined. (See \*\*\* below)

- No record. Data not recorded, determined unreliable by quality control check, or not received in time for publication.

+ Precipitation or temperature extremes occurred on one or more previous dates during the month.

\*\*\* Missing original temperature which has been estimated during edit.

\* Rain gage not read. Precipitation is included in the amount following the asterisks. Time distribution not known. A \* preceding the monthly total indicates precipitation amount is being carried forward to next months total, and may include amounts from the previous month(s).

// Rain gage equipped with a windshield.

A Amount of precipitation is the total of observer's entries for the current month. It may include precipitation that occurred during the previous month. Refer to earlier bulletin to determine date of last reading. (Hawaii stations)

B Adjusted monthly value (estimated), (1-7 missing values for wind and evaporation).

M Insufficient or partial data. M is appended to average and/or total values computed with 1-9 daily values missing. M appears alone if 10 or more daily values are missing, (8 or more for wind and evaporation).

R Amounts from recording rain gage.

T Trace. An amount too small to measure.

V Includes total for previous month(s). (See \* above)

**SEASONAL TABLES:** Monthly and seasonal snowfall and heating degree days for the 12 months ending with the June data are published in the July issue of this bulletin. Cooling degree days for the calendar year are published in the "Climatological Data Annual Summary."

A change in operating systems at the National Climatic Data Center necessitates the temporary suspension of the graphics products that have appeared on the cover and inside "Climatological Data." We will resume the publication of similar, but not identical, graphics as soon as resources permit. We regret any inconvenience this change may cause our subscribers.

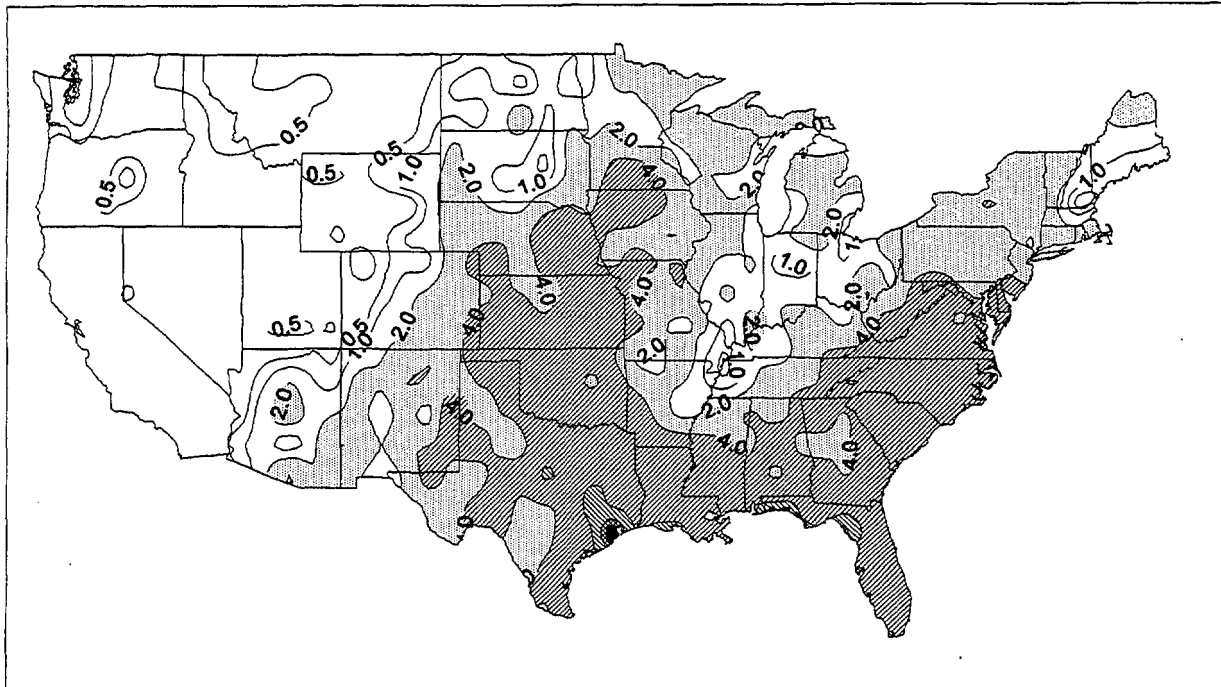
Information concerning the history of changes in locations, exposure, etc. of substations is kept on file at the National Climatic Data Center. Historical information of regular National Weather Service Offices may be obtained from the "Local Climatological Data" annual publication. The contents of this publication may be reprinted or otherwise used freely, with proper credit to the National Climatic Data Center. The data are also available in digital form on magnetic tape and diskette.

### SUBSCRIPTION, PRICE, AND ORDERING INFORMATION AVAILABLE FROM:

NATIONAL CLIMATIC DATA CENTER  
ROOM 120  
151 PATTON AVENUE  
ASHEVILLE, NC 28801-5001

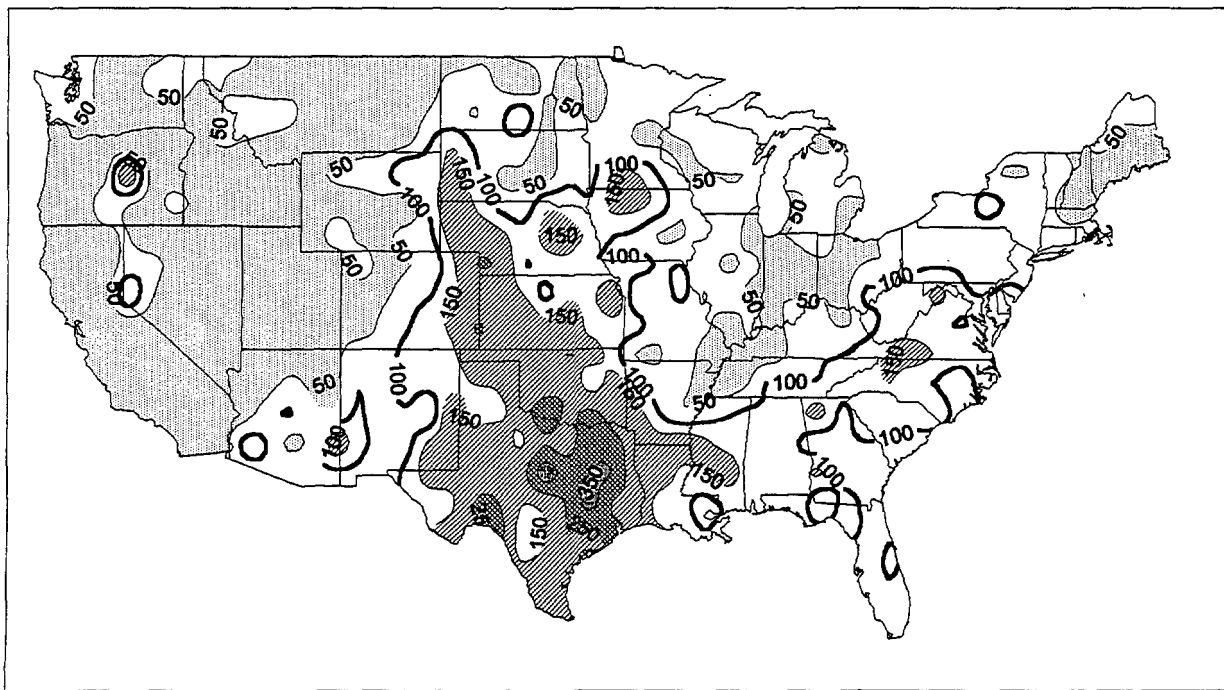
### Total Precipitation (Inches)

August 1996



### Percent of Normal Precipitation

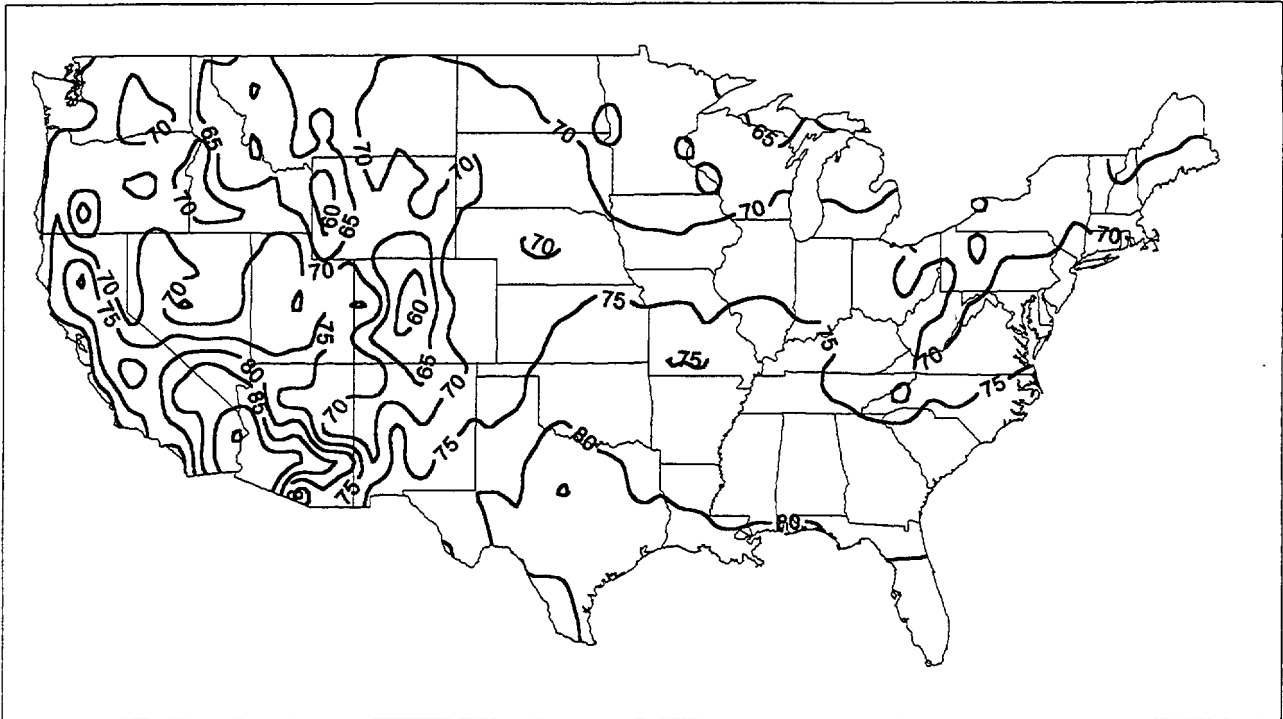
August 1996



\*NOTE\* Contour maps are computer-generated and intended to show general temperature and precipitation patterns. Therefore, contours may not always account for individual datum points.

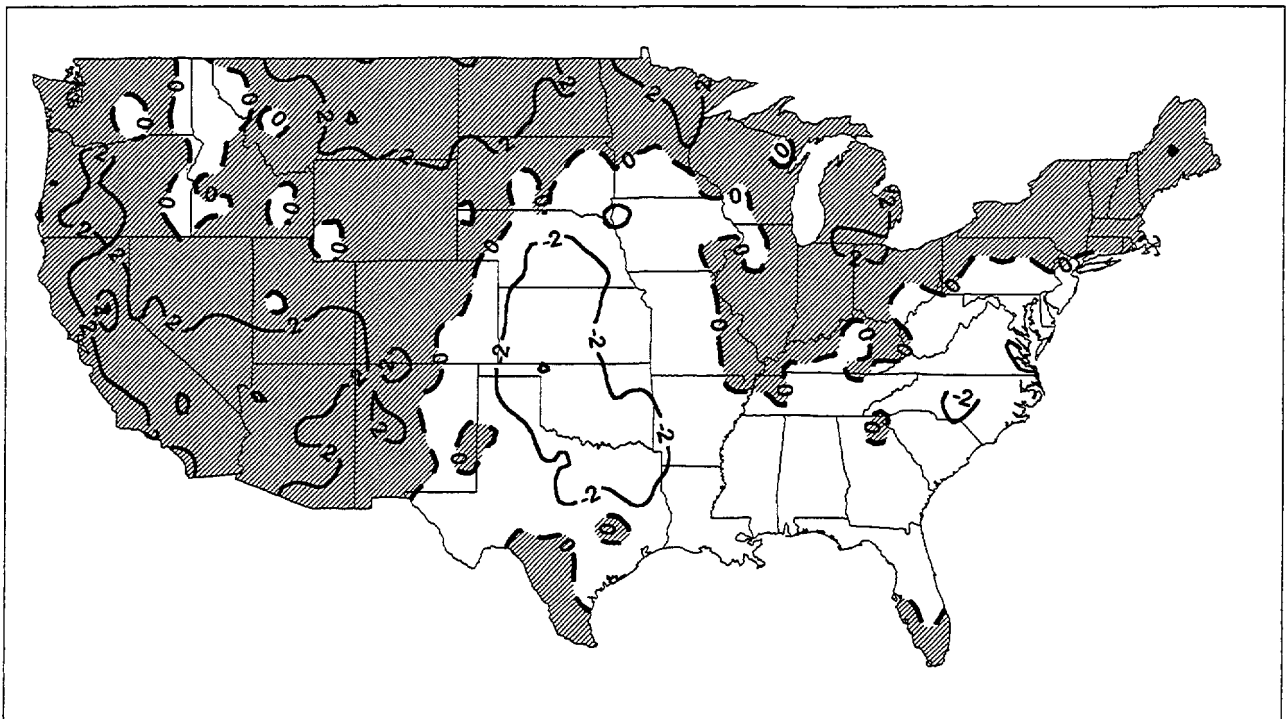
Average Temperature (Degrees F)

August 1996



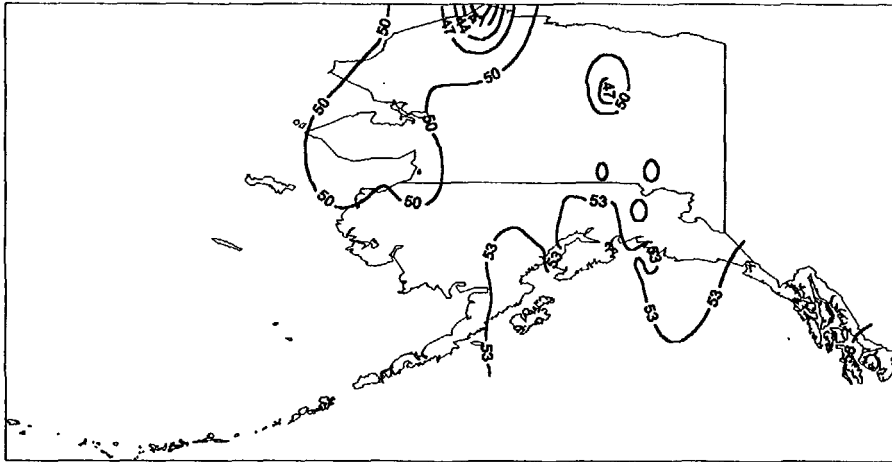
Departure of Average Temperature from Normal (Degrees F)

August 1996



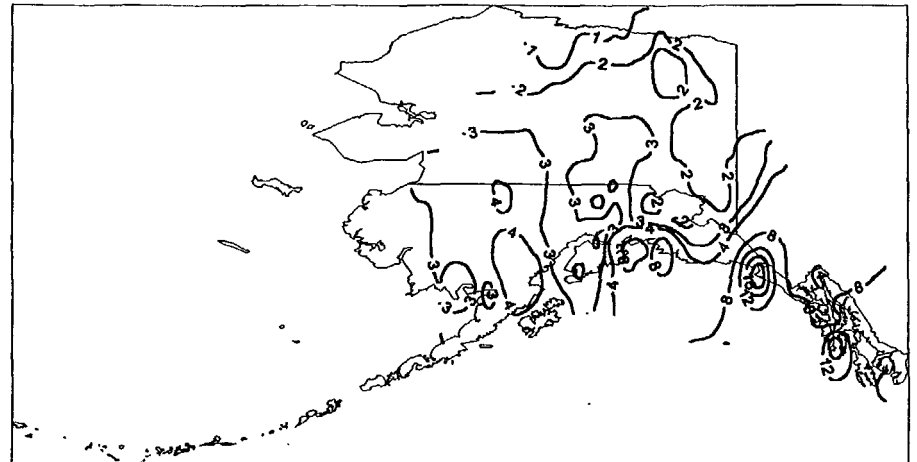
Average Temperature (Degrees F)

August 1996



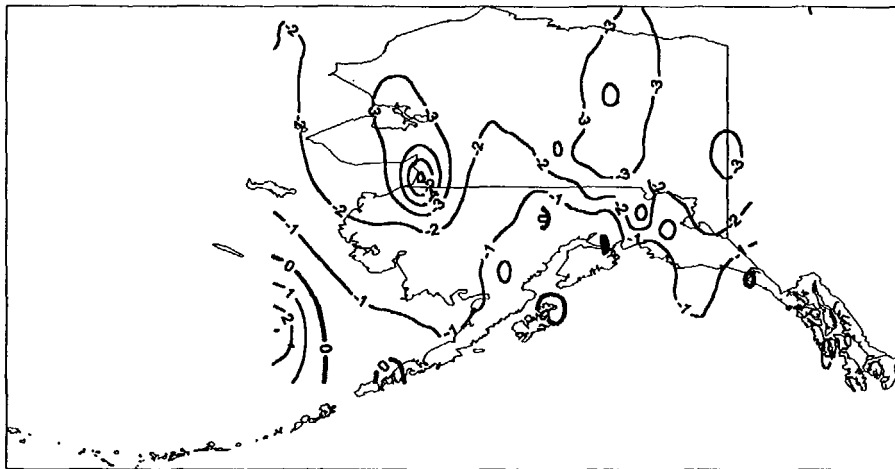
Alaska Precipitation (Inches)

August 1996



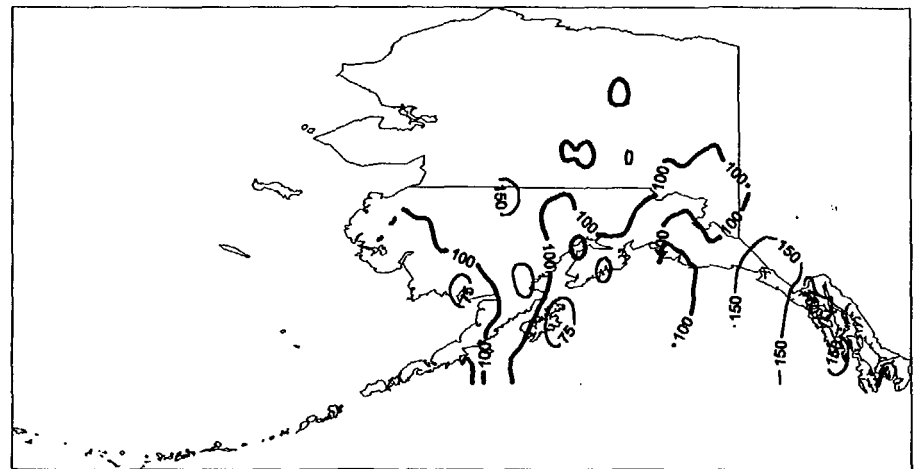
Departure of Average Temperature from Normal (Degrees F)

August 1996



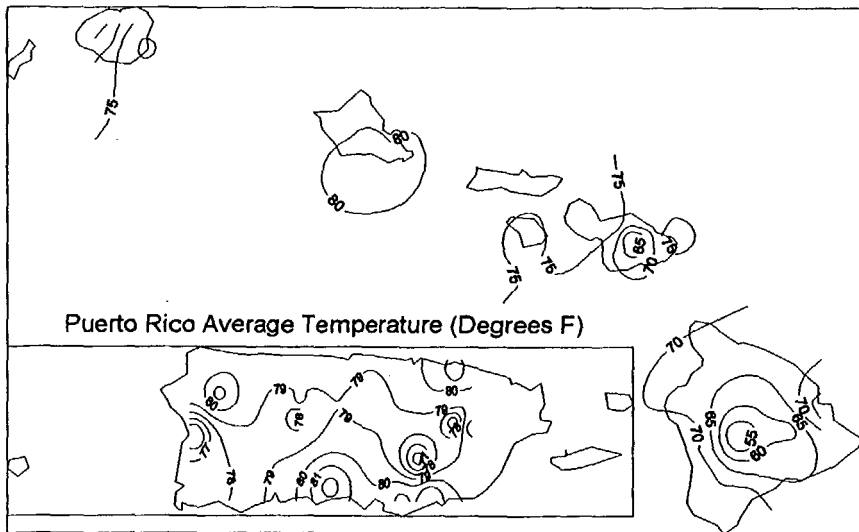
Percent of Normal Precipitation

August 1996



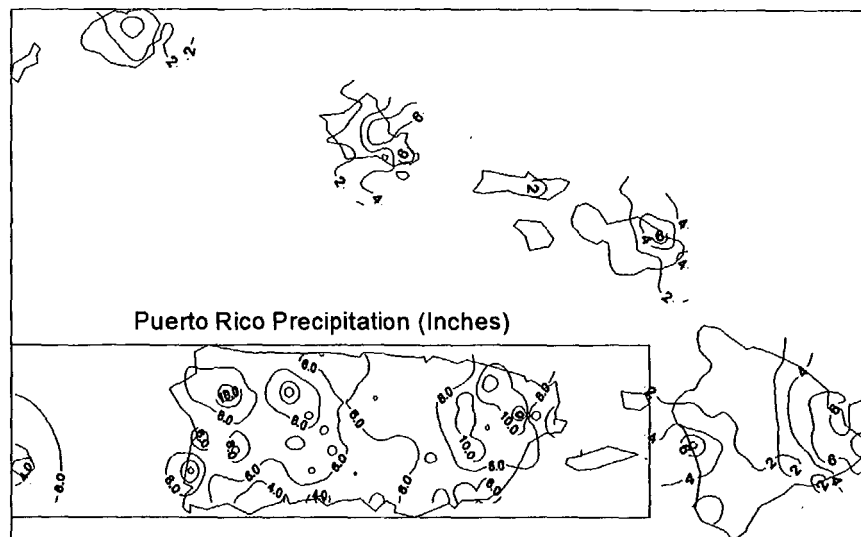
### Hawaii Average Temperature (Degrees F)

August 1996



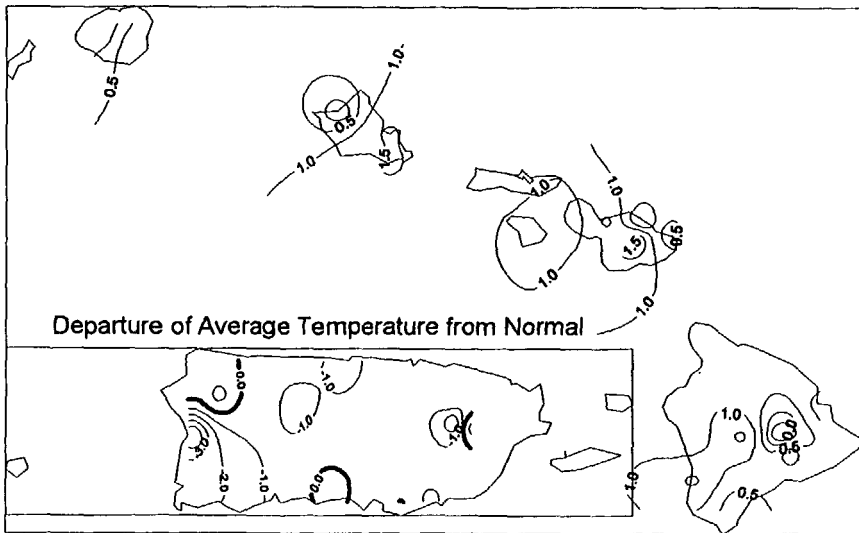
### Hawaii Precipitation (Inches)

August 1996



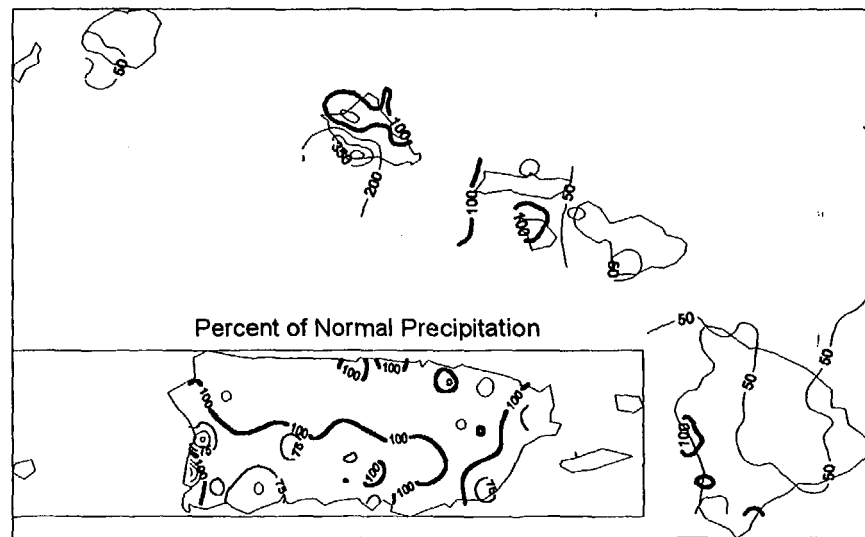
### Departure of Average Temperature from Normal (Degrees F)

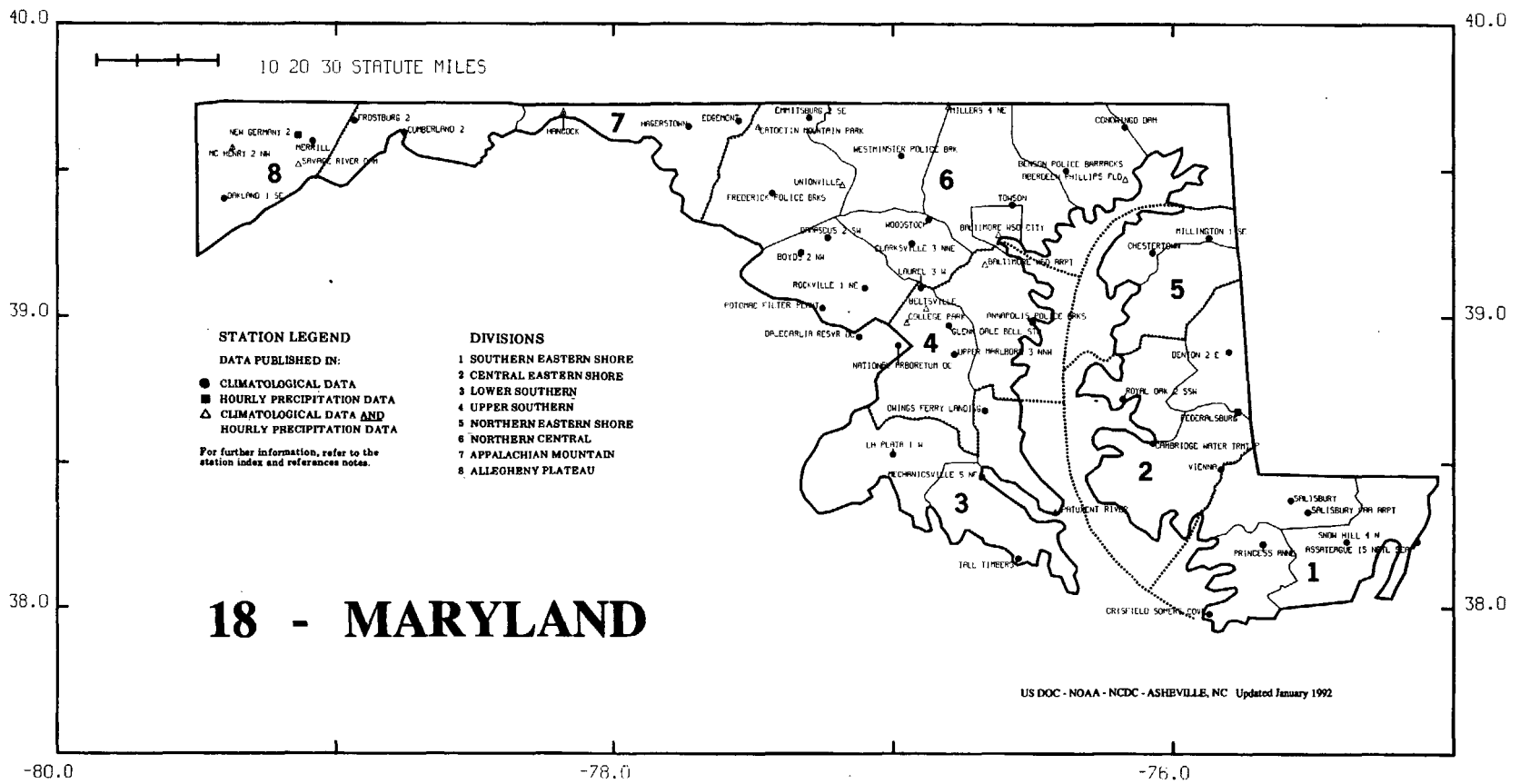
August 1996



### Percent of Normal Precipitation

August 1996





40.0

40.0

10 20 30 STATUTE MILES

# 07 - DELAWARE

1

### STATION LEGEND

DATA PUBLISHED IN:

- CLIMATOLOGICAL DATA
- HOURLY PRECIPITATION DATA
- △ CLIMATOLOGICAL DATA AND HOURLY PRECIPITATION DATA

For further information, refer to the station index and references notes.

### DIVISIONS

- 1 NORTHERN
- 2 SOUTHERN

WILMINGTON PORTER RSVR

NEWARK UNIVERSITY FARM

WILMINGTON WSO PRPT

DOVER

MILFORD 4 SE

GREENWOOD 2 NE

LEWES

GEORGETOWN 5 SW

US DOC - NOAA - NCDC - ASHEVILLE, NC  
Updated January 1992

39.0

39.0

38.0

38.0

-76.0

-75.5

-75.0

To change your address, please return a copy of the mailing label along with your new address to: National Climatic Data Center (Subscription Services).

Inquiries/Comments Call: (704) 271-4800 (Voice)  
(704) 271-4010 (TDD)  
(704) 271-4876 (Fax)

National Climatic Data Center  
Room 120  
151 Patton Avenue  
Asheville, NC 28801-5001

OFFICIAL BUSINESS  
PENALTY FOR PRIVATE USE \$300  
ADDRESS CORRECTION REQUESTED

**BULK RATE  
POSTAGE & FEES PAID  
United States Department of Commerce  
NOAA Permit No. G-19**