

January 12, 2016

DAY 1
170 Session Days Left

Welcome to the 2016 Legislative Session!
KIDS COUNT in Delaware is pleased to present
this daily calendar as a reminder of our
state's most precious resource, our children.



For more information go to dekidscount.org



January 13, 2016

DAY 2
169 Session Days Left

KIDS COUNT in Delaware is part of a national network. We provide high quality data about the well-being of children, youth, and their families and advocates for positive changes in policies, priorities, and programs.



For more information go to dekidscount.org



January 14, 2016

DAY 3
168 Session Days Left

Are You a Member of the Kids Caucus?

The Delaware Legislative Kids Caucus enjoys bipartisan support with members from both the Senate and House of Representatives.

The Co-Chairs of the Kids Caucus are Rep. Debra Heffernan and Sen. Harris McDowell



For more information go to dekidscount.org



January 15, 2016

DAY 4
167 Session Days Left

Want even more
up-to-date
info on new data
and research? Join
the **KIDS COUNT** in
Delaware listserv to
recieve our monthly
e-news.

Sign-up at
www.dekidscount.org



KIDS COUNT in Delaware E

News, Research and Policy Information

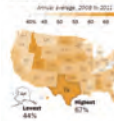
September 30, 2015

The High Public Cost of Low Wages

A recent UC Berkeley study examined the impact of poverty on American taxpayers. Poverty is not only a problem for the low-income families struggling to make ends meet, but also for state and federal assistance programs and the taxpayers that support them. "When jobs don't pay enough, workers turn to public assistance in order to meet their basic needs. These programs provide vital support to millions of working families whose employers pay less than a livable wage. Higher wages and increases in employer provided health insurance would result in significant savings that states and the federal government could apply to other programs and priorities." In Delaware, Medicaid and TANF cost the state \$721 million dollars annually. Read more [here](#)

Working Families' share of Federal safety net programs

Source: AARP, 2009 to 2012



Measuring a City's Attitude



YASSER PAYNE

In Wilmington, kids are 27% of the population. The University of Delaware's own Professor Yasser Arataf Payne has published his findings of a study he conducted in Wilmington in 2010. Through the Participatory Action Research (PAR) model, Payne sent teams of young Wilmington residents neighborhood to neighborhood, not just to survey the city's inhabitants, but to revitalize the community spirit in what he calls a "social action program." His study tells a story of anxiety and frustration amidst a 50% drop out rate in Wilmington's youth and a high rate of unemployment. Read about Professor Payne's study [here](#); or watch his TEDx talk [here](#).

ETTC and Child Tax Credit At Risk

The Earned Income Tax Credit (ETTC) is the nation's most effective anti-poverty program for working families. Many households could be facing future hardships if National leaders do not continue key provisions of the federal ETTC and Child Tax Credit (CTC) just 2017. Here in Delaware, more than thirty thousand workers in key industries would lose all or part of their ETTC and CTC if key provisions are not continued. Across the nation, more than 19 million workers are in danger of losing those tax credits. Read the full report [here](#).

If you would like to subscribe from this newsletter

KIDS COUNT in Delaware
University of Delaware
(302) 831-4066
Kids

Count
207
G

Many Low-Wage Workers Face Cut in Tax Credits



For more information go to dekidscount.org

January 16, 2016

DAY 5
166 Session Days Left

Showing kids you care can be as easy as just noticing them. Take a moment this weekend to acknowledge a child.



For more information go to dekidscount.org



January 17, 2016

DAY 6
165 Session Days Left



For more information go to dekidscount.org



January 18, 2016

DAY 7
164 Session Days Left

When our state's children and families thrive, we ensure that Delaware's workforce and economy will thrive for years and generations to come. Delaware's youngest residents make up nearly 25% of our population, and by making smart investments in kids, we can create a more equitable and successful future for everyone.



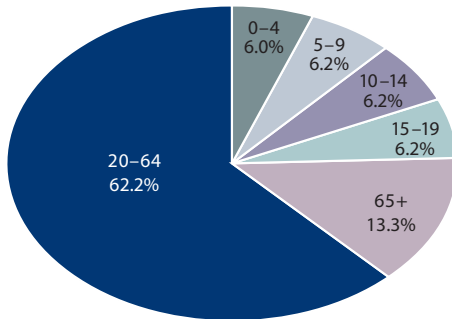
For more information go to dekidscount.org



January 19, 2016

DAY 8
163 Session Days Left

Population Estimate and Age Distribution



Delaware Total: 933,919
Total Children 0-19: 229,188
Children 0-4: 55,597
Children 5-9: 57,868
Children 10-14: 57,750
Children 15-19: 57,973
Adults 20-64: 580,725
Adults 65+: 118,611

Source: Delaware Population Consortium,
Population Projection Series, Version 2014.0

For more information go to dekidscount.org

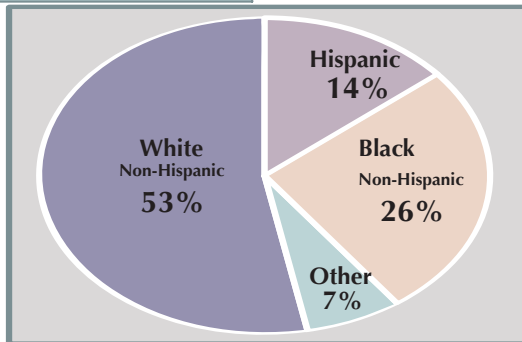


January 20, 2016

162 Session Days Left

DAY 9

Child Population 2009-2013



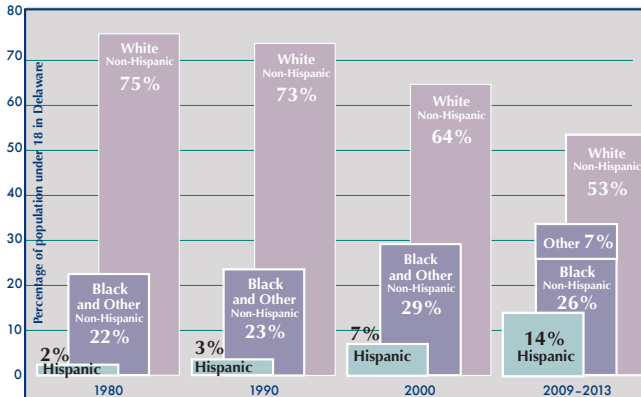
Source: U.S. Census Bureau, American Community Survey

For more information go to dekidscount.org



January 21, 2016

DAY 10
161 Session Days Left



The Changing Face of Delaware's Children

Source: U.S. Census Bureau, American Community Survey

For more information go to dekidscount.org



January 22, 2016

DAY 11
160 Session Days Left

Our kids are counting on us to bring voice to their issues and secure a positive future for all of us.



For more information go to dekidscount.org



January 23, 2016

DAY 12
159 Session Days Left

Data Into Action

The **Population Reference Bureau** informs people around the world about population, health, and the environment, and empowers them to use that information to advance the well-being of current and future generations.

Check out this incredible resource at www.prb.org



For more information go to dekidscount.org



January 24, 2016

DAY 13
158 Session Days Left

The **Census Bureau's** mission is to serve as the leading source of quality data about the nation's people and economy.

Find data, research, tip sheets,
and more at www.census.gov



For more information go to dekidscount.org



January 25, 2016

DAY 14
157 Session Days Left

Each statistic tells us something different about children. The numbers represent real individuals. The data challenges stereotypes, pushing us to look beyond the surface for the less obvious reason for the numbers.



For more information go to dekidscount.org

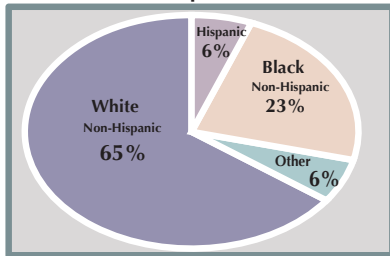


January 26, 2016

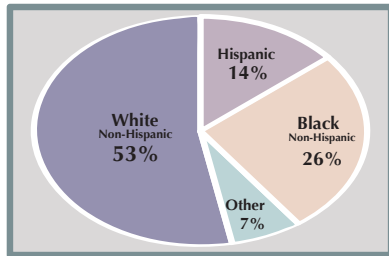
DAY 15
156 Session Days Left

Delaware Total Population Compared to Child Population

Total Population



Children Under 18



Source: U.S. Census Bureau, American Community Survey

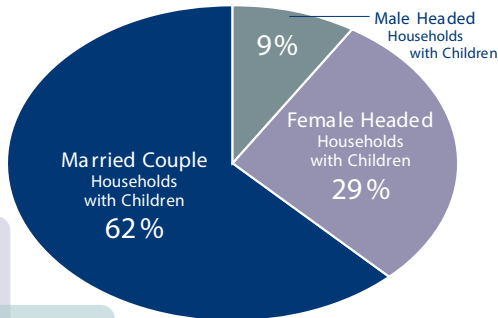
For more information go to dekidscount.org



January 27, 2016

DAY 16
155 Session Days Left

Families with Related Children by Household Structure 2009–2013



Source: U.S. Census Bureau, American Community Survey

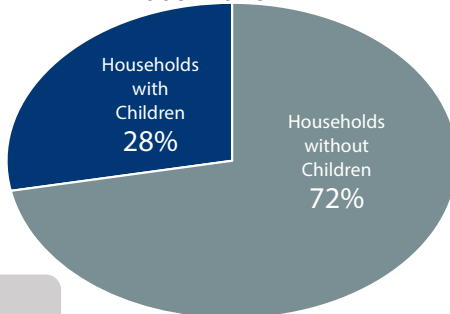


For more information go to dekidscount.org

January 28, 2016

DAY 17
154 Session Days Left

Households with and without Children under 18 2009–2013



Source: U.S. Census Bureau, American Community Survey

For more information go to dekidscount.org



January 29, 2016

DAY 18
153 Session Days Left

Caution should be exercised when attempting to draw conclusions from percentages or rates which are based on small numbers. **KIDS COUNT** encourages you to look at overall trends.



For more information go to dekidscount.org



January 30, 2016

DAY 19
152 Session Days Left

How Do You Use the Data?

“Looking at **KIDS COUNT** data helps us identify potential partners. It helps us figure out who is working on potential risk factors so that we can work together and co-write grants, or collaborate in schools or within families.”

-Trish Hermance
Communities in Schools of Delaware

For more information go to dekidscount.org



January 31, 2016

DAY 20
151 Session Days Left

How Do You Use the Data?

"I use **KIDS COUNT**, because we're not only looking at kids data but also family data, poverty data, the root causes of situations that present, and what strategies to use to improve outcomes in the long-term."

- Helen Arthur;
Delaware Health Care Commission

For more information go to dekidscount.org



February 1, 2016

DAY 21
150 Session Days Left

KIDS COUNT in Delaware highlights 10 indicators which underscore our goal to achieve a world where:

- pregnant women and newborns thrive,
- infants and young children receive the support they need to enter school prepared to learn,
- adolescents choose healthy behaviors, and older youth experience a successful transition into adulthood.

In all of these stages of development, young people need the economic and social assistance provided by a strong family and a supportive community.

For more information go to dekidscount.org



February 2, 2016

DAY 22
149 Session Days Left

Featured Indicator:

Teen Births

Five year average

Births per 1,000 females ages 15-17

Delaware, 1988–92: 33.5

Delaware, 2008–12: 16.2 • U.S., 2008-12: 17.9



Recent trend in DE

SIMILAR

Compared to U.S.

BETTER

Source: Delaware Health Statistics Center

For more information go to dekidscount.org



February 3, 2016

DAY 23
148 Session Days Left

Adolescent Resource Center (ARC) is a comprehensive counseling, educational and medical service program for youth, to help reduce risk-taking behaviors, especially related to sexual health. The **ARC** program helps teenagers and young adults create and sustain healthy, responsible attitudes, behaviors, and choices about their sexuality.



For more information go to dekidscount.org



February 4, 2016

DAY 24
147 Session Days Left

Featured Indicator:

One Parent

Three-year average percentage

Children ages 0-17 living with one parent

Delaware, 1992 – 94: 32.8

Delaware, 2012 – 14: 39.5 • U.S. 2012-14 34.3



Recent trend in DE
WORSE
Compared to U.S.
WORSE

Source: Center for Applied Demography and Survey Research

For more information go to dekidscount.org



February 5, 2016

DAY 25
146 Session Days Left

The goal of **Delaware Teen Pregnancy Prevention (TPP)** is the reduction of unintended teenage pregnancies and teenage births. Delaware's teenage pregnancy and teenage birth rates continue to show improvement. **TPP** is supported through a variety of government, school and community-based programs, services, and initiatives.



For more information go to dekidscount.org



February 6, 2016

DAY 26
145 Session Days Left

Showing kids you care is as easy as taking them seriously and really listening to what they have to say.



For more information go to dekidscount.org



February 7, 2016

DAY 27
144 Session Days Left



For more information go to dekidscount.org



February 8, 2016

143 Session Days Left

DAY 28

Significant racial and ethnic disparities exist among birth outcomes for pregnant women and infants.

For example, non-Hispanic black infants have significantly higher rates of low birth weight, preterm birth and infant mortality compared to non-Hispanic white and Hispanic infants.

For more information go to dekidscount.org



February 9, 2016

DAY 29
142 Session Days Left

Featured Indicator:

Low Birth Weight

Five year average percentage
**Infants weighing less than 2,500g (5.5lbs)
at live birth (includes very low birth weight)**
Delaware, 1988 – 92: 7.3
Delaware, 2008 – 12: 8.6 • U.S., 2008-12: 8.1



Recent trend in DE
SIMILAR
Compared to U.S.
BETTER

Source: Delaware Health Statistics Center

For more information go to dekidscount.org



February 10, 2016

DAY 30
141 Session Days Left

For Delaware news and event related to healthy babies visit:



<http://www.marchofdimes.org/delaware/#>

For more information go to dekidscount.org



February 11, 2016

DAY 31
140 Session Days Left

Featured Indicator:

Infant Mortality Rate

Five year average

Deaths occurring in the first year per 1,000 live births

Delaware, 1988 – 92: 12.1

Delaware, 2008 – 12: 8.1 • **U.S., 2008-12:** 6.2



Recent trend in DE
SIMILAR
Compared to U.S.
BETTER

Source: Delaware Health Statistics Center

For more information go to dekidscount.org



February 12, 2016

DAY 32
139 Session Days Left

Data Into Action

As part of Delaware's continuing efforts to reduce infant mortality rates, the Delaware Division of Public Health has implemented the **Preconception Care Program**, a program that aims to improve the health of women of childbearing age whether they are planning to conceive or not.

More information about services provided under this program can be found at:

<http://www.dhss.delaware.gov/dph/chca/impreconceptioncare.html>

For more information go to dekidscount.org



February 13, 2016

DAY 33
138 Session Days Left

Children and Families First (CFF) helps families develop solutions to meet challenges and embrace opportunities. **CFF** offers a variety of programs that cover the lifespan.



For more information go to dekidscount.org



February 14, 2016

DAY 34
137 Session Days Left



One program offered by **Children and Families First** is the **Nurse-Family Partnership**, an evidence-based, community health program that helps transform the lives of vulnerable mothers pregnant with their first child.

Each mother served by **NFP** is partnered with a registered nurse early in her pregnancy and receives ongoing nurse home visits that continue through her child's second birthday.



For more information go to dekidscount.org

February 15, 2016

DAY 35
136 Session Days Left

Injury-related deaths have decreased by over 30% within the past decade.

Despite this progress, injury-related deaths remain the **number one** cause of death in children.

Source: Centers for Disease Control, Vital Signs
<http://www.cdc.gov/>

For more information go to dekidscount.org



February 16, 2016

DAY 36
135 Session Days Left

Featured Indicator:

Child Deaths

Five year average

Deaths per 100,000 children 1–14 years old

Delaware, 1988–1992: 35.3

Delaware, 2008–12: 15.5 • U.S., 2008–12: 17.2



Recent trend in DE

SIMILAR

Compared to U.S.

BETTER

Source: Delaware Health Statistics Center

For more information go to dekidscount.org



February 17, 2016

DAY 37
134 Session Days Left

Data Into Action

The **Delaware Safety Council** serves more than 350 businesses in Delaware and the Mid-Atlantic region and offers a variety of classes on safety including:

- Childcare and babysitting
- CPR,
- First Aid



For more information go to dekidscount.org

February 18, 2016

DAY 38
133 Session Days Left

Featured Indicator:

Teen Deaths

Five year average

Deaths per 100,000 teenagers 15–19 years old

Delaware, 1988–1992: 50.4

Delaware, 2008–12: 41.6 • U.S., 2008–12: 37.3



Recent trend in DE

SIMILAR

Compared to U.S.

BETTER

Source: Delaware Health Statistics Center



For more information go to dekidscount.org

February 19, 2016

DAY 39
132 Session Days Left

In Delaware, there is a **Children's Advocacy Center (CAC)** in Wilmington, Dover, and Georgetown. **CAC** is a comprehensive, child-focused program based in a facility that allows law enforcement, child protection professionals, prosecutors, and the mental health and medical communities to work together when intervening in child abuse cases.



For more information go to dekidscount.org



February 20, 2016

DAY 40
131 Session Days Left

Did You Know?

Nationally, inattentive driving is the leading factor in most crashes and near crashes. In 2009, 16 percent of all drivers younger than 20 who were involved in fatal crashes were reported to have been distracted while driving.

For more information go to dekidscount.org



February 21, 2016

DAY 41
130 Session Days Left

In 2012, more than 136,000 children across the country, including more than 67,000 children 4 and under, were injured due to a fire or burn and treated in emergency rooms.

For more information go to dekidscount.org



February 22, 2016

DAY 42
129 Session Days Left

Education is a key factor for putting a child on the path to success.

We have a responsibility to ensure that children have equitable access to quality, fully resourced schools in order to cultivate future leaders and engaged citizens, but also ensure that Delaware's workforce and economy will thrive for years and generations to come

For more information go to dekidscount.org



February 23, 2016

DAY 43
128 Session Days Left

Featured Indicator:

H.S. Dropouts

Percentage of
Youths 16-19 who are not in school
and are not high school graduates
Delaware, School Year 1993/94: 4.6
Delaware, School Year 2013/14: 2.7



Recent trend in DE
BETTER

Source: DE Department of Education

For more information go to dekidscount.org



February 24, 2016

127 Session Days Left

DAY 44

Child Inc. is a leading advocate for Delaware's children. **Child Inc.** provides creative prevention and treatment programs that meet the changing needs of families. They serve dependent, neglected and abused children and their parents and provide programs for those involved in domestic violence situations, especially children.



For more information go to dekidscount.org



February 25, 2016

DAY 45
126 Session Days Left

Featured Indicator:

Economic Inclusion

Three-year average percentage
Youths 16-19 who are not in school & not employed
Delaware, 1992-1994: 9.6
Delaware, 2012-2013: 6.9 • U.S., 2012-14: 8.1



Recent trend in DE
BETTER
Compared to U.S.
SIMILAR

Source: Center for Applied Demography and Survey Research

For more information go to dekidscount.org



February 26, 2016

DAY 46
125 Session Days Left

Did You Know?

Because of their typically low skill level and lack of experience, young people tend to have low-wage jobs.

As a result, the economic inclusion of young people is highly sensitive to changes in the minimum wage.

In a study by the **Economic Policy Institute**, 20.5% of all people aged 16-19 would see a direct benefit in pay from an increase in minimum wage.

For more information go to dekidscount.org



February 27, 2016

DAY 47
124 Session Days Left

Showing a teen you care is as easy as learning what they have to teach.



For more information go to dekidscount.org



February 28, 2016

DAY 48
123 Session Days Left

Did You Know?

In 2012, approximately 1.2 million children were unable to receive necessary medical care because the family could not afford it, and care for 2.1 million children was delayed because of the burden of the cost.

Source: http://www.cdc.gov/nchs/data/series/sr_10/sr10_258.pdf

For more information go to dekidscount.org



February 29, 2016

DAY 49
122 Session Days Left

Just as children are part of a family, families are part of a community. Children have more opportunities to grow up healthy when the community where they live provides strong institutions. However, not all communities in our state have the resources to provide children with these benefits.

For more information go to dekidscount.org



March 1, 2016

DAY 50
121 Session Days Left

Featured Indicator:

Child Poverty

Three-year average percentage
Children in Poverty

Delaware, 1992-1994: 12.7

Delaware, 2012-2013: 22.1 • U.S., 2012-14: 21.2



Recent trend in DE
WORSE
Compared to U.S.
SIMILAR

Source: Center for Applied Demography and Survey Research

For more information go to dekidscount.org



March 2, 2016

DAY 51
120 Session Days Left

Policies that strengthen families by mitigating their underlying economic distress and addressing the well-being of both parents and children are essential in reversing poverty trends. For more info on solutions that work, visit www.clasp.org

For more information go to dekidscount.org



March 3, 2016

DAY 52
119 Session Days Left

Featured Indicator:

Parental Employment

Three-year average percentage
Families in which no parent has full-time employment
Delaware, 1992-1994: 26.0
Delaware, 2012-2013: 25.3 • U.S., 2012-14: 27.5



Recent trend in DE
BETTER
Compared to U.S.
BETTER

Source: Center for Applied Demography and Survey Research

For more information go to dekidscount.org



March 4, 2016

DAY 53
118 Session Days Left

Data Into Action

Adequate nutrition is crucial for the appropriate growth and development of young children. Food benefits provided by the **Supplemental Nutrition Assistance Program** are vital to the future social mobility of a generation of children.

The **SNAP** program keeps millions of children out of poverty every year.

For more information go to dekidscount.org



March 5, 2016

DAY 54
117 Session Days Left

The **Food Bank of Delaware** provides nutritious foods to Delawareans in need and facilitates long-term solutions to the problems of hunger and poverty through community education and advocacy.



For more information go to dekidscount.org



March 6, 2016

DAY 55
116 Session Days Left

Healthy Kids Delaware is a network of organizations, community groups, businesses and individuals that collectively work to improve the health of children and families by sharing information, tools, networking and leveraging resources to promote a unique, integrated and holistic approach to bring about positive child health. Members identify specific projects, programs and messaging in a coordinated effort to strengthen our community of practice and advocacy.



Connecting communities,
Changing lives.



For more information go to dekidscount.org



March 7, 2016

DAY 56
115 Session Days Left

What Would it Take...

...to have the lowest child poverty rate in the nation? To equal the #1 rate of 10%, Delaware must reduce the number of children in poverty by 16,000

For more information go to dekidscount.org



March 8, 2016

DAY 57
114 Session Days Left

What Would it Take...

...to have the lowest rate of low birthweight births in the nation? To equal the #1 rate of 5.8%, Delaware must reduce the number of low-birthweight babies by 271.

For more information go to dekidscount.org



March 9, 2016

DAY 58
113 Session Days Left

What Would it Take...

...to have the lowest teen birth rate in the country? To equal the #1 rate of 12 per 1,000, Delaware must reduce the number of teen births by 379.

For more information go to dekidscount.org



March 10, 2016

DAY 59
112 Session Days Left

What Would it Take...

...to be in #1 in the number of children without health insurance? To equal the #1 rate of 2%, Delaware must reduce the number of children without health insurance by 4,500.

For more information go to dekidscount.org



March 11, 2016

DAY 60
111 Session Days Left

What Would it Take...

...for Delaware to lead the nation in reading proficiency? To equal the #1 rate of 53%, Delaware must reduce the number of fourth graders not proficient in reading by 908.


For more information go to dekidscount.org



March 12, 2016

DAY 61
110 Session Days Left

According to the **2015 Annie E Casey KIDS COUNT Data Book**, Delaware ranks 25th nationally across indicators.



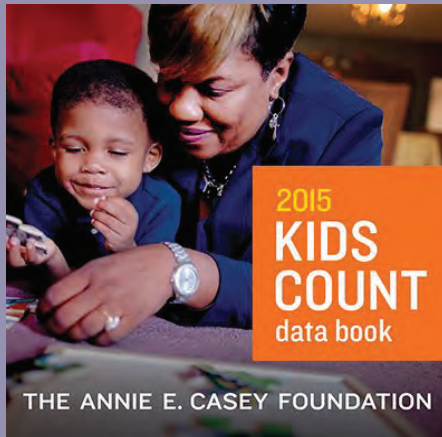
For more information go to dekidscount.org



March 13, 2016

DAY 62
109 Session Days Left

According to the **2015 Annie E Casey KIDS COUNT Data Book**, Delaware ranks 21st in Economic Well-being, 26th in Education, 25th in Health, and 28th in Family & Community.



For more information go to dekidscount.org



March 14, 2016

DAY 63
108 Session Days Left

Early prenatal care can help identify and treat health problems and influence a mother's health behaviors, maximizing infant and maternal health. 74% of Delaware mothers receive prenatal care in the 1st trimester.



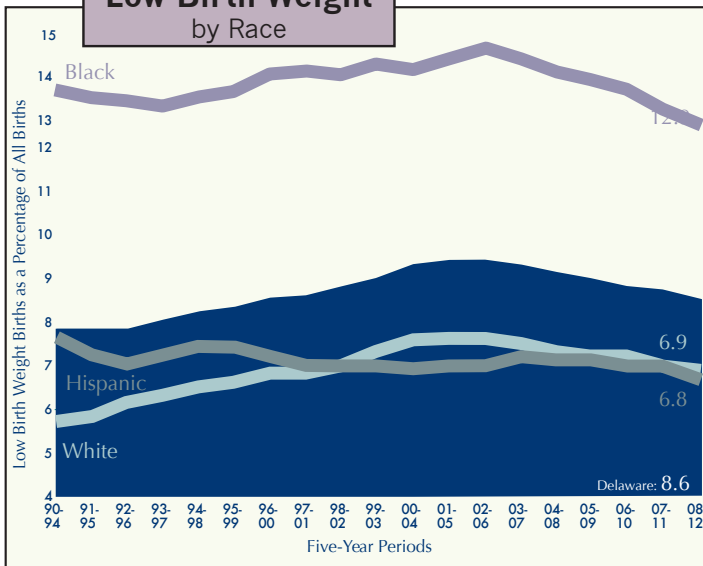
For more information go to dekidscount.org



March 15, 2016

DAY 64
107 Session Days Left

Low Birth Weight by Race



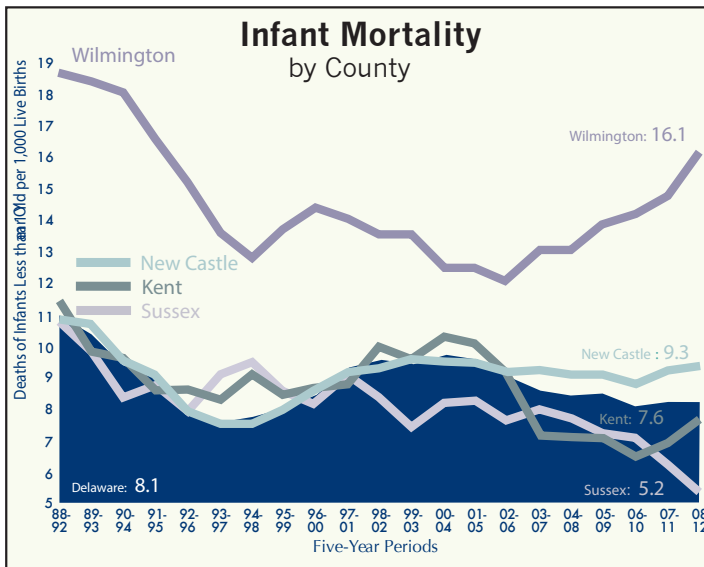
Source: Delaware Health Statistics Center

For more information go to dekidscount.org



March 16, 2016

DAY 65
106 Session Days Left



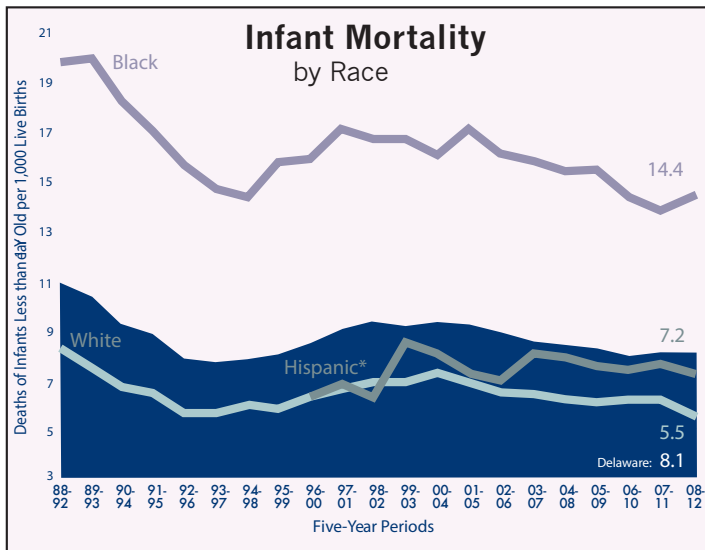
Source: Delaware Health Statistics Center

For more information go to dekidscount.org



March 17, 2016

DAY 66
105 Session Days Left



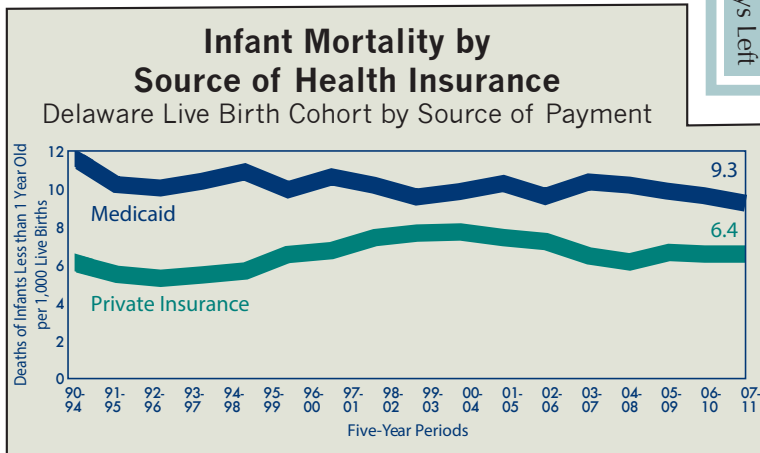
Source: Delaware Health Statistics Center

For more information go to dekidscount.org



March 18, 2016

DAY 67
104 Session Days Left



Source: Delaware Health Statistics Center

For more information go to dekidscount.org



March 19, 2016

DAY 68
103 Session Days Left

One of the leading causes of infant mortality is complications during pregnancy including anemia, hypertension, gestational diabetes, and weight gain.



For more information go to dekidscount.org



March 20, 2016

DAY 69
102 Session Days Left

Data Into Action

Pregnant women with access to the **Supplemental Nutrition Assistance Program** during their 3rd trimester give birth to babies with significantly higher birthweights.



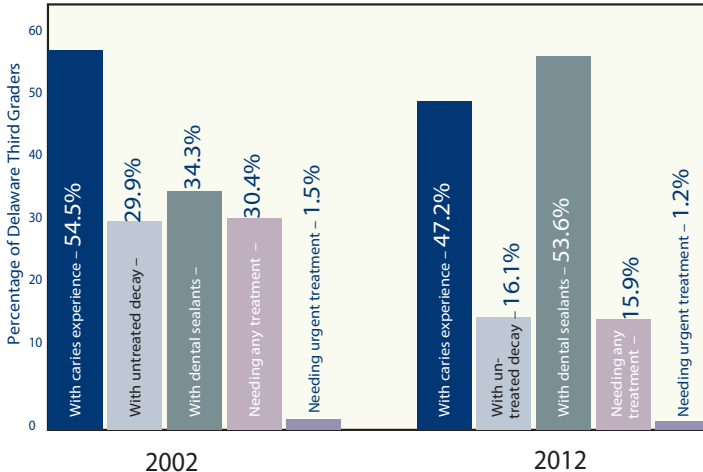
For more information go to dekidscount.org



March 21, 2016

DAY 70
101 Session Days Left

Dental Health and Dental Care Delaware 3rd Graders



Source: Delaware Smile Survey, Bureau of
Oral Health and Dental Services

For more information go to dekidscount.org



March 22, 2016

DAY 71
100 Session Days Left

Did You Know?

Four-fifths of low-income children do not have access to annual dental check-ups.

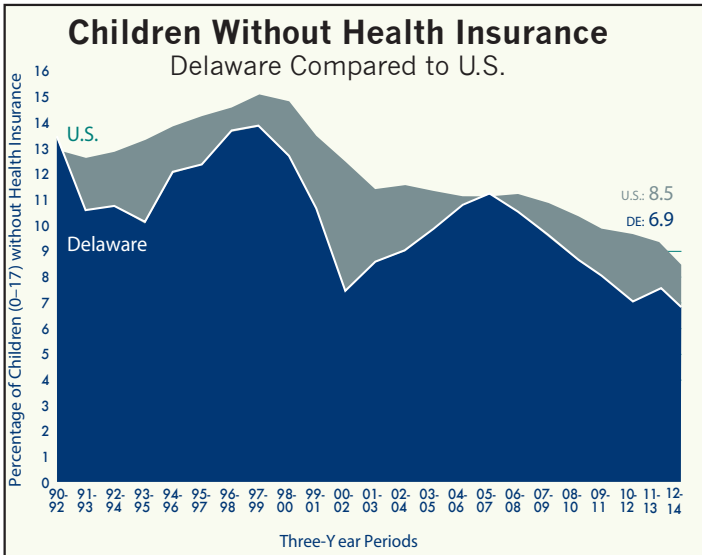


For more information go to dekidscount.org



March 23, 2016

DAY 72
99 Session Days Left



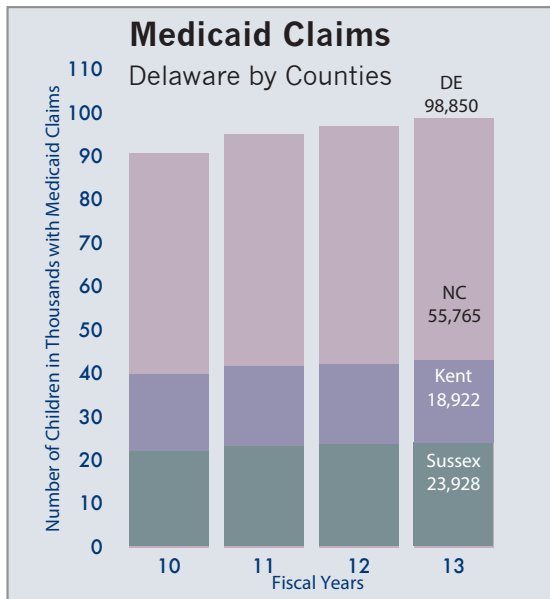
Source: Center for Applied Demography and Survey Research, University of Delaware

For more information go to dekidscount.org



March 24, 2016

DAY 73
98 Session Days Left



Note: Fiscal year is July 1 - June 30. Out of state children not included.

Source: Center for Community Research & Service, University of Delaware, 2015.

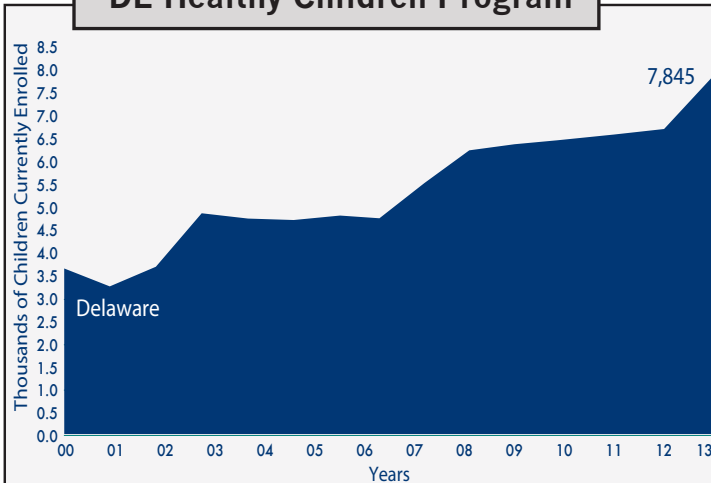
For more information go to dekidscount.org



March 25, 2016

DAY 74
97 Session Days Left

Children Enrolled in the DE Healthy Children Program



Source: Department of Health and Social Services, Division of Medicaid & Medical Assistance

For more information go to dekidscount.org



March 26, 2016

DAY 75
96 Session Days Left

“Access to KIDS COUNT data has allowed us to more effectively direct resources to children and families who need them. For instance our Division of Prevention and Behavioral Health Services increased outreach to Latino/Hispanic families to more effectively engage them in behavioral health treatment, increased home-based services to reach families whose resources are too limited to enable them to travel to services and added food programs into our after school offerings.”

Jennifer Ranji
Former Secretary,
Department of Services for Children,
Youth and Their Families

For more information go to dekidscount.org



March 27, 2016

DAY 76
95 Session Days Left

This weekend, show a child you care by making yourself available and join in their adventures.



For more information go to dekidscount.org



March 28, 2016

DAY 77
94 Session Days Left

The **Delaware Health and Social Services Division of Substance Abuse and Mental Health** manages Community Mental Health Clinics throughout the state. The clinics provide a variety of psychiatric and support services for Delawareans facing mental illness.

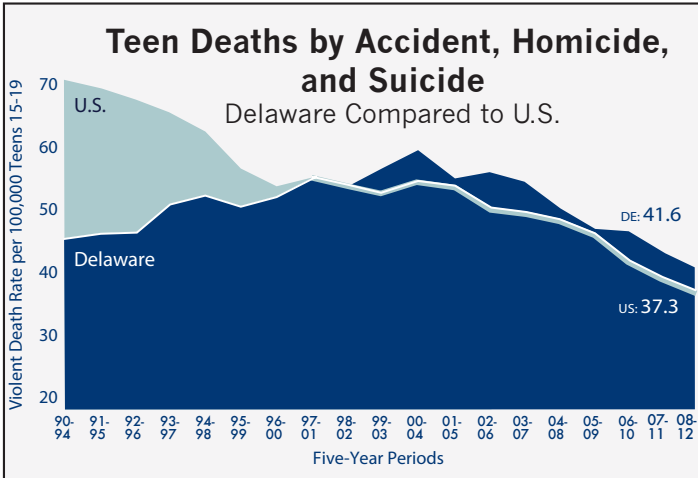


For more information go to dekidscount.org



March 29, 2016

DAY 78
93 Session Days Left



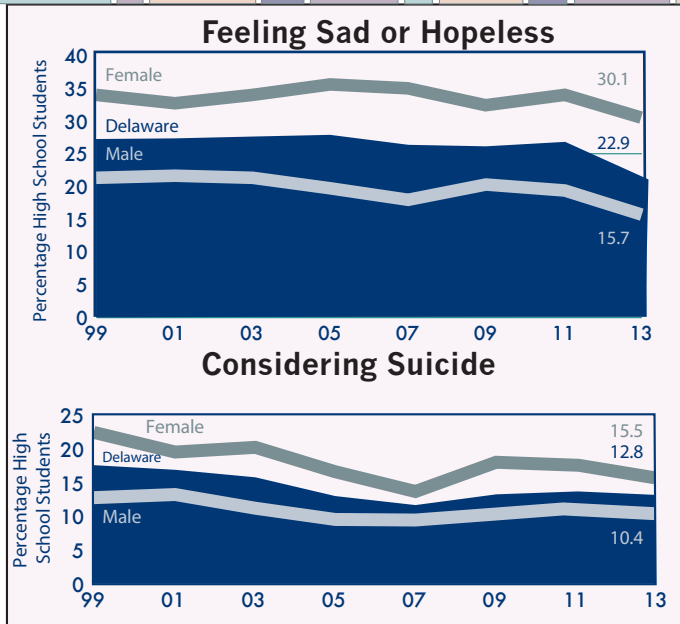
Sources: Delaware Health Statistics Center, National Center for Health Statistics

For more information go to dekidscount.org



March 30, 2016

DAY 79
92 Session Days Left



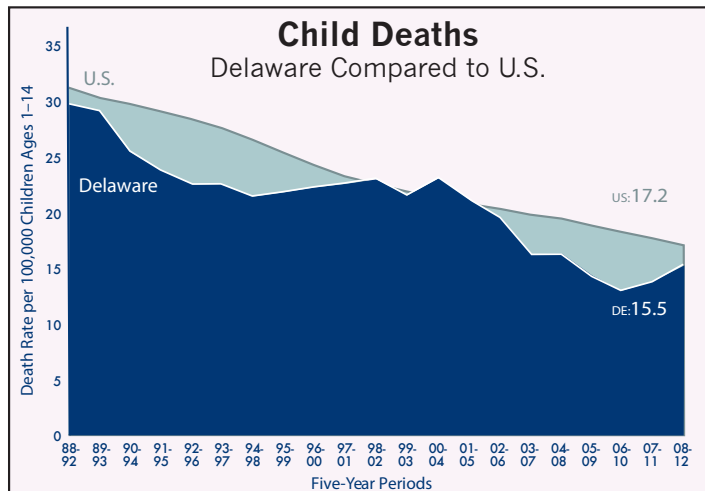
Source: Delaware High School Youth Risk Behavior Survey

For more information go to dekidscount.org



March 31, 2016

DAY 80
91 Session Days Left



Sources: Delaware Health Statistics Center,
National Center for Health Statistics

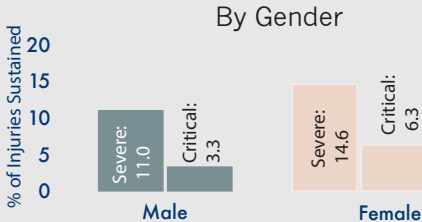
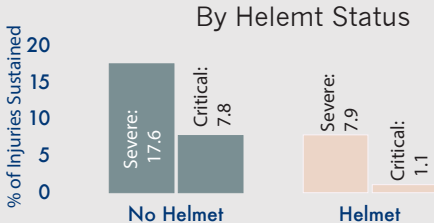
For more information go to dekidscount.org



April 1, 2016

DAY 81
90 Session Days Left

All Terrain Vehicle (ATV) Injuries Delaware Children Hospitalized, 2000–2013



For more information go to dekidscount.org

April 2, 2016

DAY 82
89 Session Days Left

The **Suicide Prevention Resource Center** is the nation's only federally supported resource center devoted to advancing the National Strategy for Suicide Prevention and provides technical assistance, training, and materials to increase the knowledge and expertise of suicide prevention practitioners and other professionals serving people at risk for suicide. SPRC also promotes collaboration among a variety of organizations that play a role in developing the field of suicide prevention.

For more information go to dekidscount.org



April 3, 2016

DAY 83
88 Session Days Left

SAFE KIDS Delaware Coalition is a non-profit organization established in 1989, comprised of volunteers dedicated to reducing unintentional childhood injury in children from birth to age 14. The Delaware Division of Public Health serves as the lead agency. An affiliate of **SAFE KIDS Worldwide®**, we are a state coalition, led by a board of directors, with active chapters in each county.

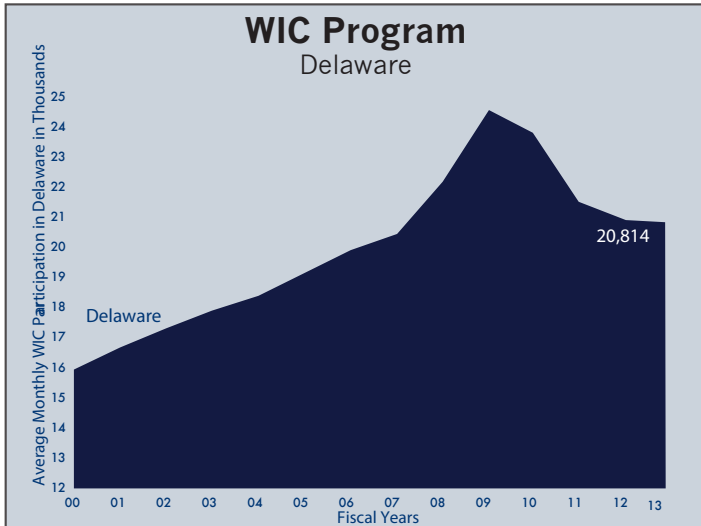


For more information go to dekidscount.org



April 4, 2016

DAY 84
87 Session Days Left



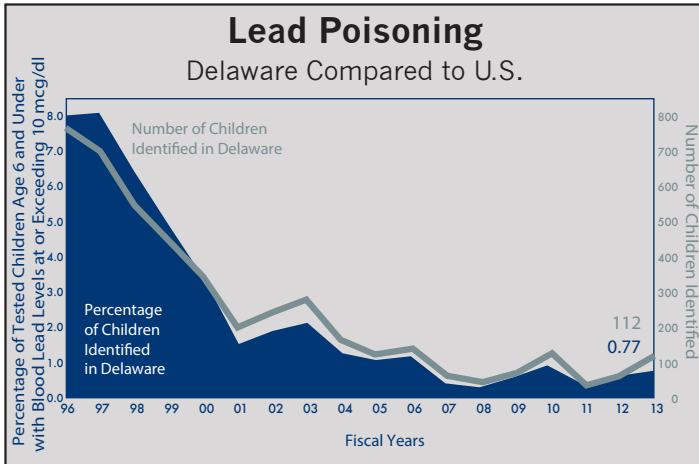
Source: Delaware Division of Public Health, WIC Office

For more information go to dekidscount.org



April 5, 2016

DAY 85
86 Session Days Left



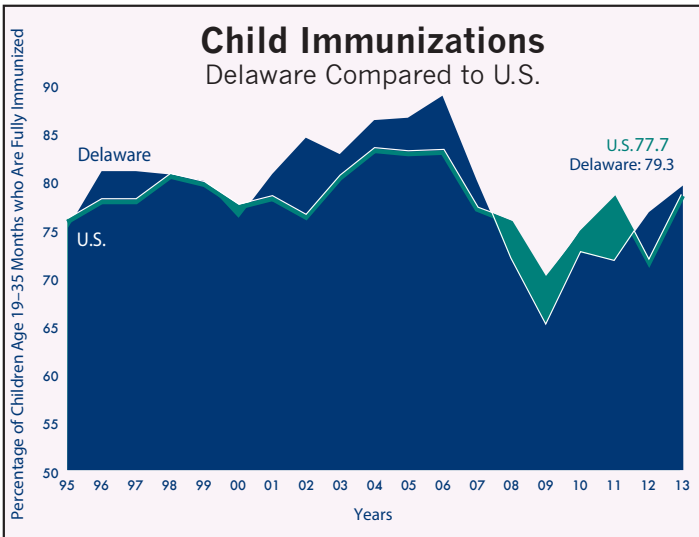
Source: CHCIS query of LEAD Registry,, Delaware Department of Health and Social Services



For more information go to dekidscount.org

April 6, 2016

DAY 86
85 Session Days Left



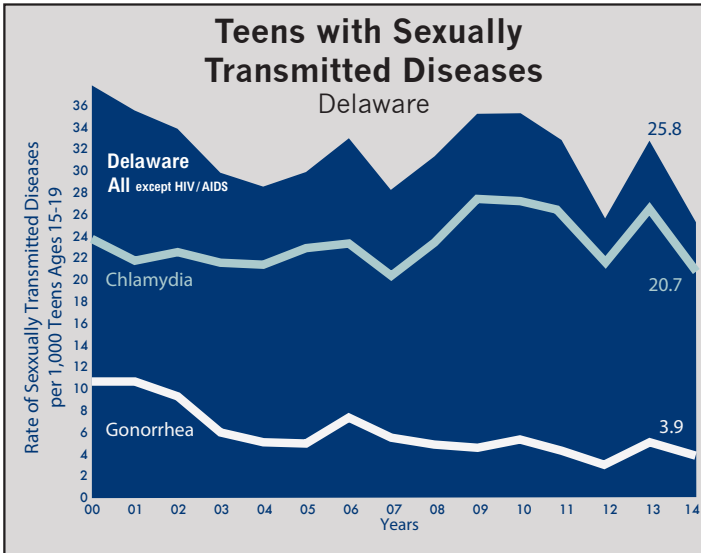
Sources: Centers For Disease Control and Prevention; Delaware Department of Health and Social Services National Immunization Survey, 2013,

For more information go to dekidscount.org



April 7, 2016

DAY 87
84 Session Days Left



Source: STD Program, Delaware Division of Public Health

For more information go to dekidscount.org

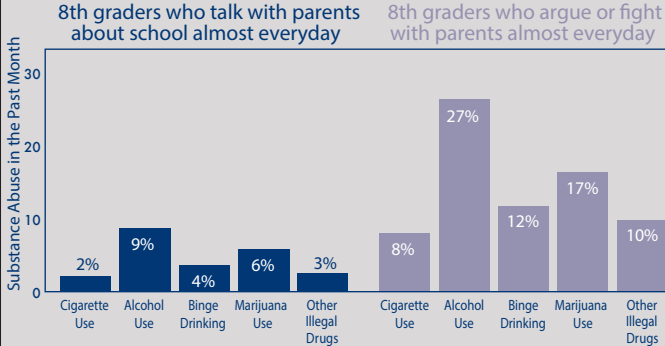


April 8, 2016

DAY 88
83 Session Days Left

Teen Substance Abuse and Relationship to Parents

Delaware, 2014



Source: Delaware School Survey, Center for Drug and Health Studies, University of Delaware

For more information go to dekidscount.org



April 9, 2016

DAY 89
82 Session Days Left

The **Birth to Three Intervention System** program is a statewide system that provides early intervention services and supports for infants and toddlers with disabilities and developmental delays. In 2014, the program served 3,409 children.



For more information go to dekidscount.org



April 10, 2016

DAY 90
81 Session Days Left

Female teens and young adults reported feeling sad or depressed more often than males of the same age did, but male teens and young adults commit suicide more often.



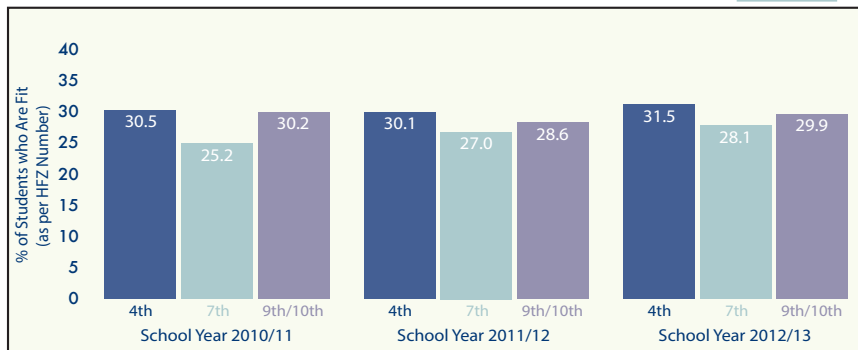
For more information go to dekidscount.org



April 11, 2016

DAY 92
80 Session Days Left

Fitness by School Grade



Source: Nemours Health and Prevention Services

For more information go to dekidscount.org

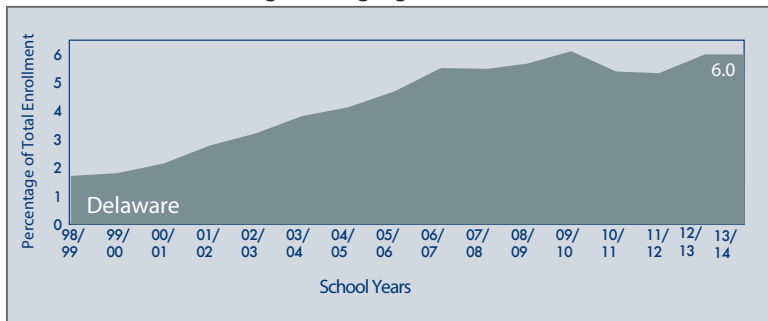


April 12, 2016

DAY 93
79 Session Days Left

English Language Learners

Number and Percent of Delaware Students who are
English Language Learners



Source: Delaware Department of Education



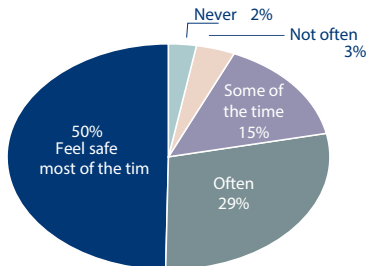
For more information go to dekidscount.org

April 13, 2016

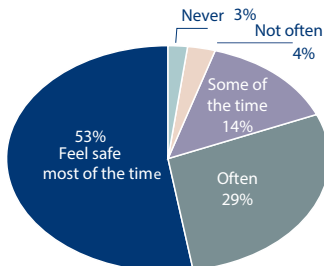
DAY 94
78 Session Days Left

School Safety

I feel safe in my school.
Delaware, 2014



8th Grade



11th Grade

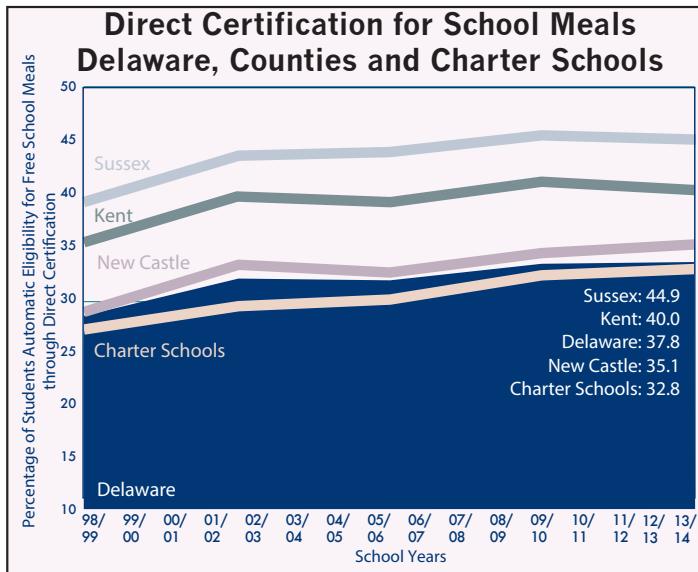
Source :Delaware School Survey, Center for
Drug and Health Studies, University of Delaware

For more information go to dekidscount.org



April 14, 2016

DAY 95
77 Session Days Left



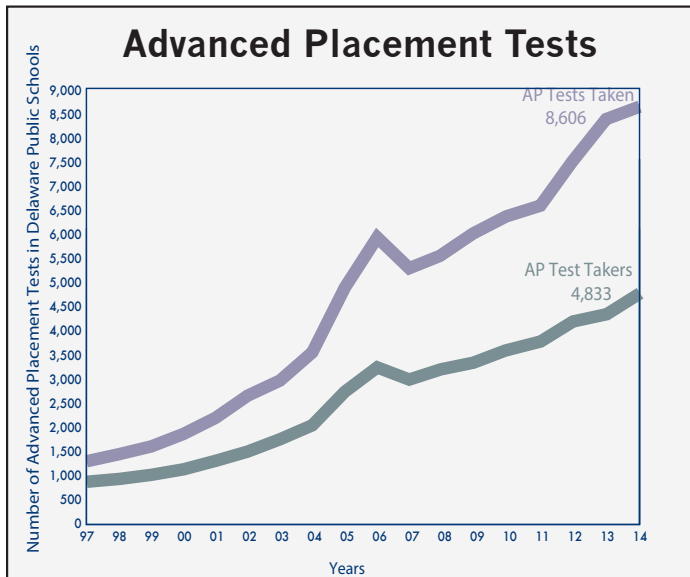
Source: Delaware Department of Education

For more information go to dekidscount.org



April 15, 2016

DAY 96
76 Session Days Left



Source: Delaware Department of Education

For more information go to dekidscount.org



April 16, 2016

DAY 97
75 Session Days Left

Did You Know?

Advancement Via Individual Determination (AVID) targets students in the academic middle - B, C, and even D students - who have the desire to go to college and the willingness to work hard. It has a proven track record in bringing out the best in students, and in closing the achievement gap. Currently, 23 Delaware middle and high schools have the **AVID** program. **AVID** pulls these students out of their unchallenging courses and puts them on the college track: acceleration instead of remediation.

For more information go to dekidscount.org



April 17, 2016

DAY 98
74 Session Days Left

How Do You Use the Data?

“As we make policy and program decisions to improve the education and life outcomes for children in Delaware, we must ensure we are doing so informed by meaningful, representative and reliable data. Having easily accessible data about children in our state is essential for parents, educators, policymakers and elected leaders.”

— Mark Murphy
Former Secretary, Delaware Department of Education

For more information go to dekidscount.org



April 18, 2016

DAY 99
73 Session Days Left

Future success in the labor market is directly related to a person's breadth of knowledge and ability to think, learn, and communicate. Education plays a primary role in equipping young people with the necessary skills, knowledge, and experiences for achievement.



For more information go to dekidscount.org

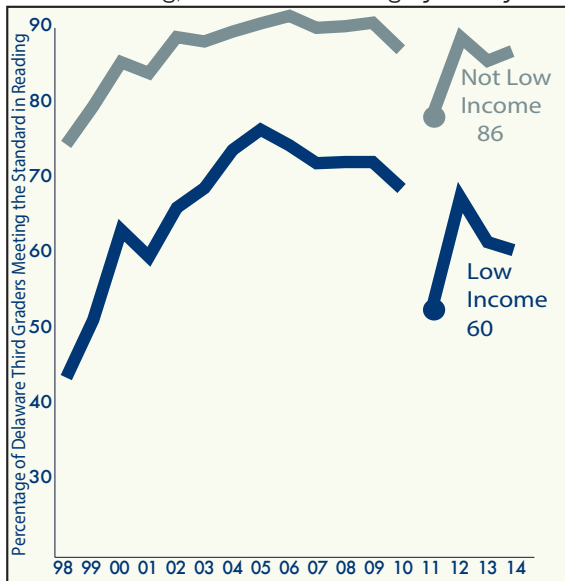


April 19, 2016

DAY 100
72 Session Days Left

DSTP and DCAS by Family Income

Delaware Testing, 3rd Grade Reading by Family Income



Source: Delaware
Department of
Education



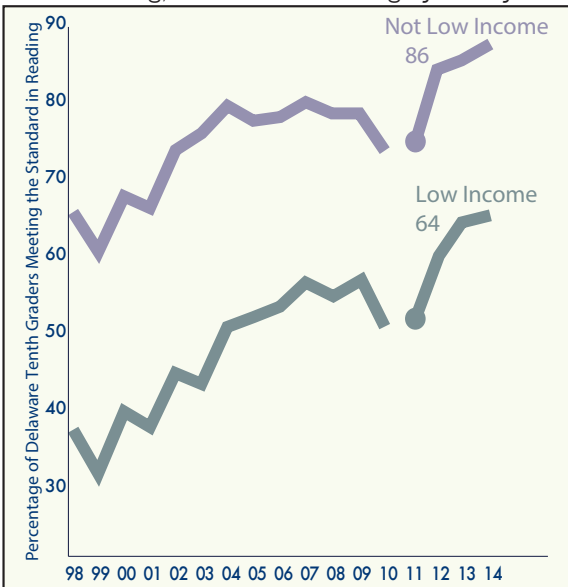
For more information go to dekidscount.org

April 20, 2016

DAY 101
71 Session Days Left

DSTP and DCAS by Family Income

Delaware Testing, 10th Grade Reading by Family Income



Source: Delaware
Department of
Education

For more information go to dekidscount.org



April 21, 2016

DAY 102
70 Session Days Left

Did You Know?

Head Start serves children with a wide variety of disadvantages and needs.

In 2014, Delaware Head Start served 47 homeless children,
157 children with disabilities
and 338 children from families receiving family services.

Source: https://www.nhsa.org/files/resources/delaware_fact_sheet.pdf



For more information go to dekidscount.org

April 22, 2016

DAY 103
69 Session Days Left

The **Delaware Early Childhood Council** exists to promote the development of a coordinated and comprehensive early childhood system spanning across children from ages birth to eight. Their goal is to provide the highest quality of childcare services and environment to children and families in the state.

For more info, visit
<http://decc.delaware.gov>



For more information go to dekidscount.org



April 23, 2016

DAY 104
68 Session Days Left



It's easy to show kids you care just by welcoming their suggestions or making decisions together.

For more information go to dekidscount.org



April 24, 2016

DAY 105
67 Session Days Left

This weekend, show a child you care by introducing them to a new experience.



For more information go to dekidscount.org



April 25, 2016

DAY 106
66 Session Days Left

Graduation from high school is a predictor of future success. Dropping out carries a high cost for the student and for the community at large.



For more information go to dekidscount.org

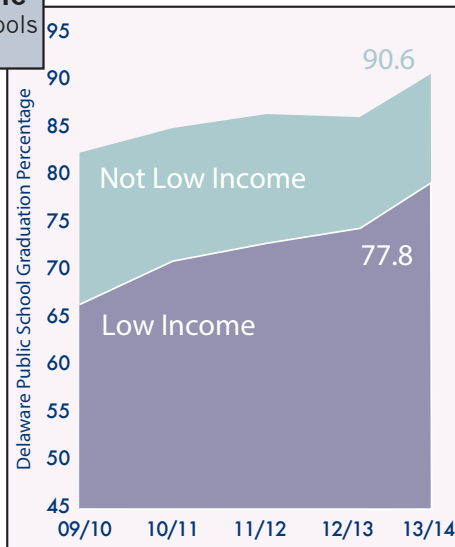


April 26, 2016

DAY 107
65 Session Days Left

Graduation Rates by Family Income

Delaware Public Schools



Source: Delaware
Department of
Education

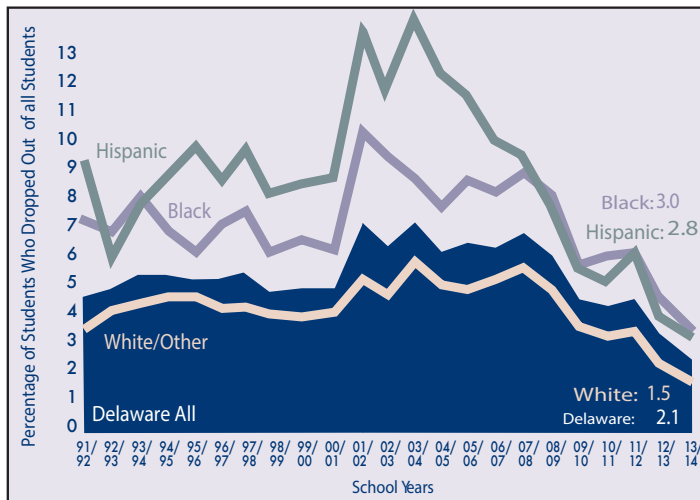


For more information go to dekidscount.org

April 27, 2016

DAY 108
64 Session Days Left

Public High School Dropouts Grades 9–12, Delaware by Race and Ethnicity



Source: Delaware
Department of
Education

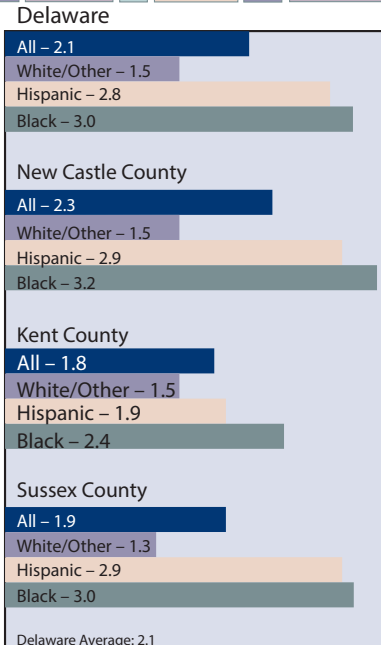
For more information go to dekidscount.org



April 28, 2016

DAY 109
63 Session Days Left

Dropout Rates by Racial/Ethnic Group School Year 2013/14



Source: Delaware
Department of
Education

For more information go to dekidscount.org

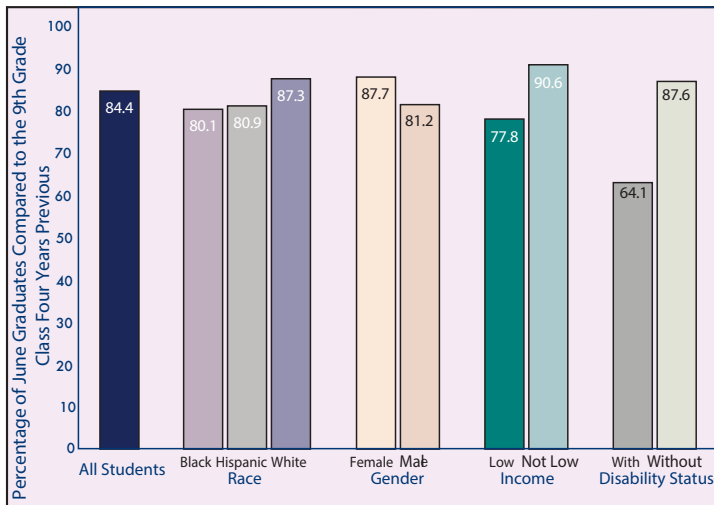


April 29, 2016

DAY 110
62 Session Days Left

Graduation Rates

Delaware, School Year 2013/14



Source: Delaware
Department of
Education

For more information go to dekidscount.org



April 30, 2016

DAY 111
61 Session Days Left

Did You Know?

Student debt is a growing problem in the United States. According to the Institute for College Access and Success, Delaware's class of 2013 had an average debt of \$32,571 upon graduation, the second highest amount nationwide.



Source: <http://ticas.org/sites/default/files/legacy/fckfiles/pub/classof2013.pdf>

For more information go to dekidscount.org



May 1, 2016

DAY 112
60 Session Days Left

How Do You Use the Data?

"As a state and a nation, we've made great strides over the last 20 years focusing on children using what we know works. We know that focusing efforts on early education sets these children up for greater success when they reach school.

We also know that providing parents with employment, reliable transportation to get to work, and affordable child care has a tremendous impact on the family as a whole. And through meaningful research and data from **KIDS COUNT**, we've discovered much, much more.

Thanks to **KIDS COUNT in Delaware**, we are able to better ensure we are doing everything we can to allow children to grow and thrive in the First State."

– Thomas Carper, U.S. Senator

For more information go to dekidscount.org



May 2, 2016

DAY 113
59 Session Days Left

The achievement gap for low-income young children starts early in life and is difficult to reverse. What science tells us about brain development, along with what we know from economic analysis, makes it clear that investing in high-quality early care and learning is essential to reducing this gap.

For more information go to dekidscount.org



May 3, 2016

DAY 114
58 Session Days Left



For more information go to dekidscount.org

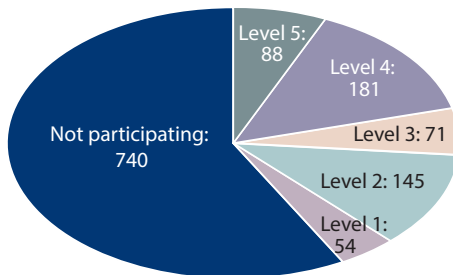


May 4, 2016

DAY 115
57 Session Days Left

Delaware's Stars for Early Success

Delaware and Counties, January 2015



Delaware

Source: The Delaware Institute for
Excellence in Early Childhood

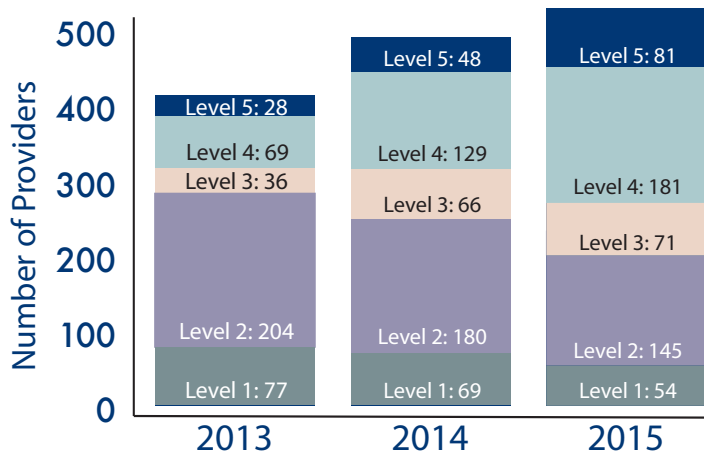
For more information go to dekidscount.org



May 5, 2016

DAY 116
56 Session Days Left

Stars Increase



Source: Children and Families First, Delaware Stars for Early Success,
<http://www.cffde.org/Services/EarlyChildhood/delawarestarsforearlysuccess.aspx>

For more information go to dekidscount.org



May 6, 2016

DAY 117
55 Session Days Left

Regular exercise among children and youth has a variety of positive impacts on overall health, including:

- Maintaining healthy bones and muscles
- Reducing risk obesity and chronic diseases

such as diabetes and cardiovascular disease

- Promoting psychological well-being by reducing negative feelings of anxiety and depression



Source: <http://www.cdc.gov/healthyschools/physicalactivity/facts.htm>

For more information go to dekidscount.org



May 7, 2016

DAY 118
54 Session Days Left

The **Early Childhood Assistance Program** provides comprehensive preschool services for Delaware's low income 4 year old children.



For more information go to dekidscount.org



May 8, 2016

DAY 119
53 Session Days Left

Delaware's Early Childhood Comprehensive Systems

project is a part of a nationwide initiative to build and implement comprehensive systems of care that support family and community approaches to promote positive early development and early school success for children.



For more information go to dekidscount.org



May 9, 2016

DAY 120
52 Session Days Left



Participating in quality early education programs can enhance a child's academic performance and aids a child's ability to interact with his or her peers.

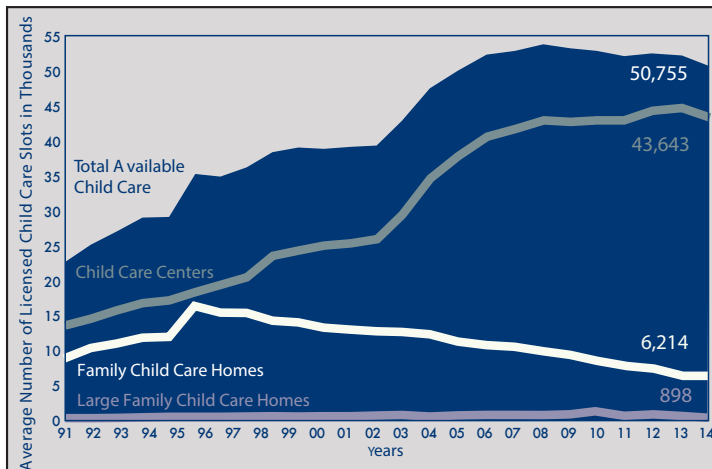
For more information go to dekidscount.org



May 10, 2016

DAY 121
51 Session Days Left

Available Child Care



Source: Delaware Department of Services for Children, Youth and Their Families

For more information go to dekidscount.org



May 11, 2016

DAY 122
50 Session Days Left

Did You Know?

The **Delaware's Office of Child Care Licensing** operates a website that helps parents find licensed child care providers by location.



For more information go to dekidscount.org



May 12, 2016

DAY 123
49 Session Days Left



For more information go to dekidscount.org



May 13, 2016

DAY 124
48 Session Days Left

Data Into Action:

DE schools that participate in the **National School Lunch & Breakfast** programs are eligible for the **Community Eligibility Provision** which provides free meals to all students in the school. In 2014/15, 118 schools were eligible and 96 participated in this meal program.



For more information go to dekidscount.org



May 14, 2016

DAY 125
47 Session Days Left



This weekend, show a child you care by helping them to take a stand on something, and then stand with them.

For more information go to dekidscount.org



May 15, 2016

DAY 126
46 Session Days Left

It's easy to show kids that you care. Expect their best but don't expect perfection. Help them to learn from mistakes.



For more information go to dekidscount.org



May 16, 2016

DAY 127
45 Session Days Left

"It takes a village to raise a child." A child is not only the product of the family in which they are raised, but also the community where they reside. A community that has a stable economic environment can offer employment, goods and services, and safety, all of which create a nurturing and thriving place for a child to grow up.

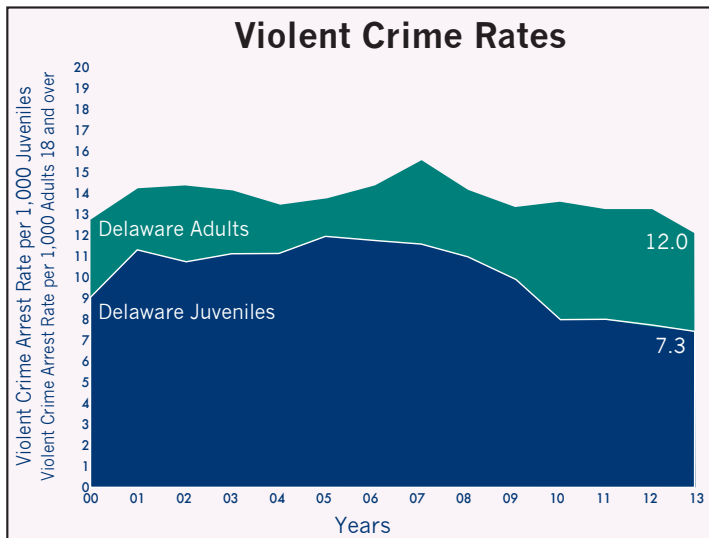


For more information go to dekidscount.org



May 17, 2016

DAY 128
44 Session Days Left



Source: Statistical Analysis Center, 2012

For more information go to dekidscount.org

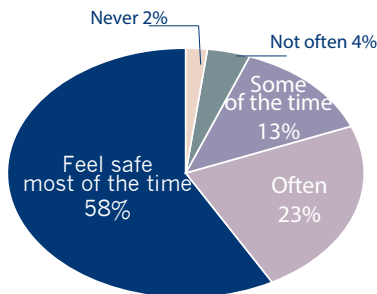


May 18, 2016

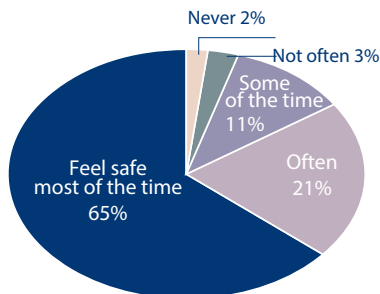
DAY 129
43 Session Days Left

Neighborhood Safety

I feel safe in my neighborhood.
Delaware, 2014



8th Grade



11th Grade

Source: Delaware School
Survey, Center for Drug
and Health Studies,
University of Delaware

For more information go to dekidscount.org

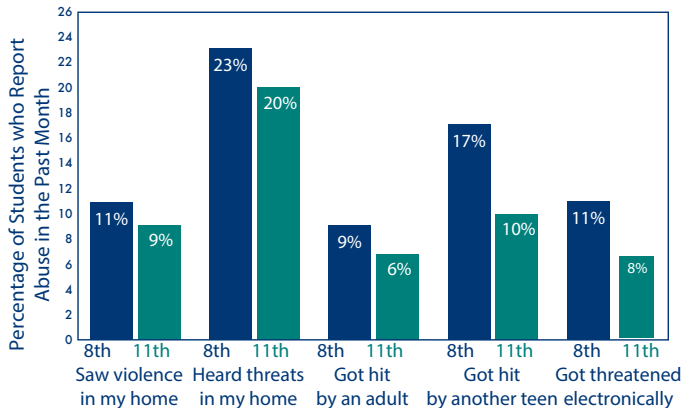


May 19, 2016

DAY 130
42 Session Days Left

Teen Violence and Victimization

In the past month, which of the following things happened to you, and who was involved?



Source: Delaware
School Survey,
Center for Drug
and Health Studies,
University of Delaware

For more information go to dekidscount.org



May 20, 2016

DAY 131
41 Session Days Left

Did You Know?

Delawareonline.com provides a crime map that is updated daily. You can find detailed information about crime density, crime reports, and more.



delawareonline
The News Journal A GANNETT COMPANY



For more information go to dekidscount.org

May 21, 2016

DAY 132
40 Session Days Left



For more information go to dekidscount.org



May 22, 2016

DAY 133
39 Session Days Left



For more information go to dekidscount.org



May 23, 2016

DAY 134
38 Session Days Left

Parental employment is a major determinant of family well-being. Secure employment of a caregiver greatly reduces the risks that often threaten a child's well-being.



For example, employment can offer access to healthcare and may provide financial stability.

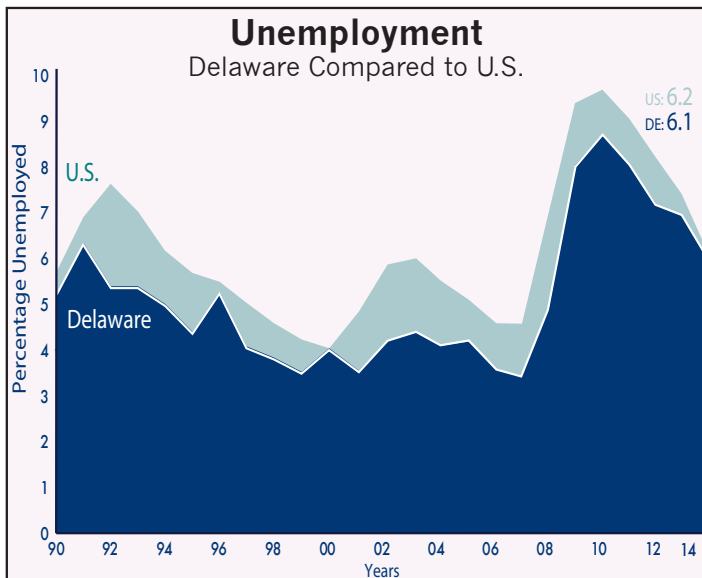


For more information go to dekidscount.org



May 24, 2016

DAY 135
37 Session Days Left



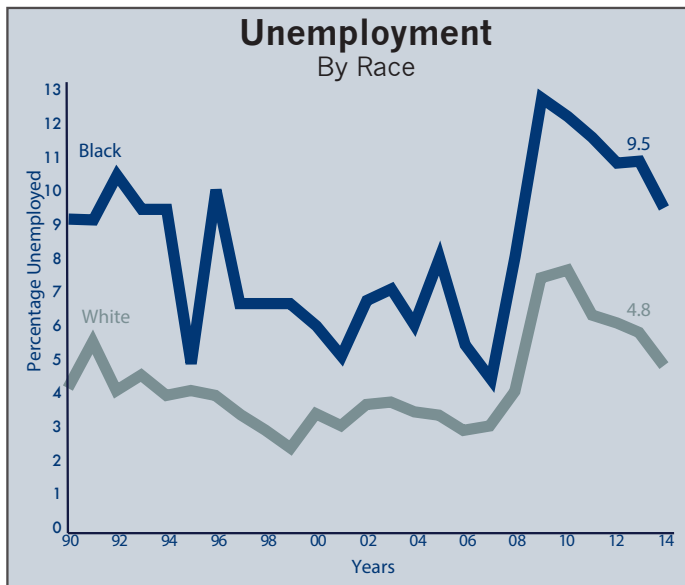
Sources: Delaware Department of Labor and U.S. Department of Labor, Bureau of Labor Statistics

For more information go to dekidscount.org



May 25, 2016

DAY 136
36 Session Days Left



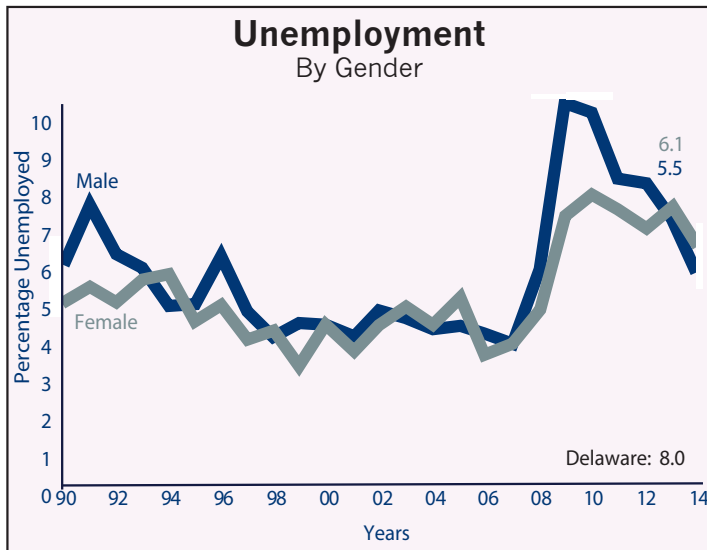
Sources: Delaware Department of Labor and U.S. Department of Labor, Bureau of Labor Statistics

For more information go to dekidscount.org



May 26, 2016

DAY 137
35 Session Days Left



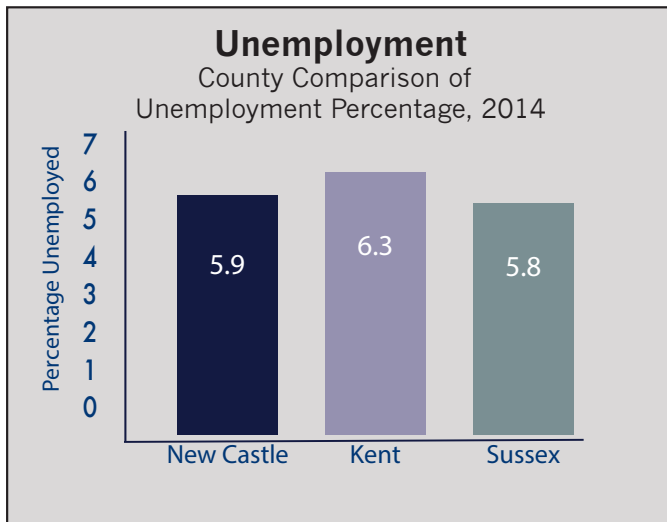
Sources: Delaware Department of Labor and U.S. Department of Labor, Bureau of Labor Statistics

For more information go to dekidscount.org



May 27, 2016

DAY 138
34 Session Days Left



Source: Delaware Department of Labor, Office
of Occupational and Labor Market Information

For more information go to dekidscount.org



May 28, 2016

DAY 139
33 Session Days Left

Of youth seeking employment, high school dropouts were less likely to have ever held a job than were youth with more education.



For more information go to dekidscount.org



May 29, 2016

DAY 140
32 Session Days Left

Job loss by parents can affect children in more ways than economically. Children of parents who recently lost their jobs are more likely to have lower math scores, poorer school attendance, and a higher risk of grade repetition, suspension, or expulsion.



For more information go to dekidscount.org



May 30, 2016

DAY 141
31 Session Days Left

According to **Opportunity Nation's 2014 Opportunity Index**, children raised in high-poverty areas are more likely to grow up to neither complete high school nor work in their communities.

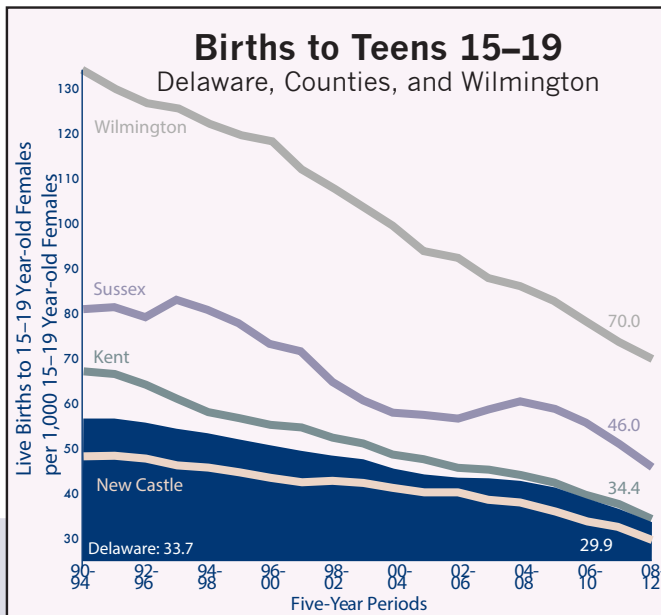


For more information go to dekidscount.org



May 31, 2016

DAY 142
30 Session Days Left



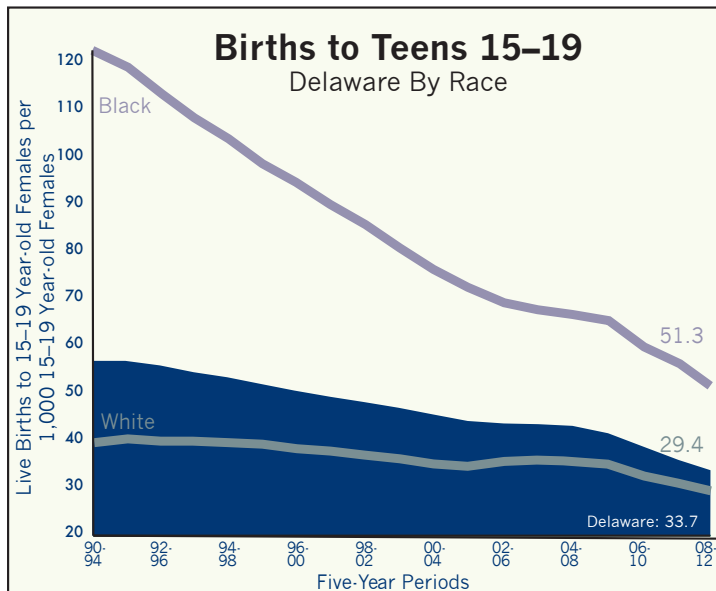
Source: Delaware Health Statistics Center

For more information go to dekidscount.org



June 1, 2016

DAY 143
29 Session Days Left



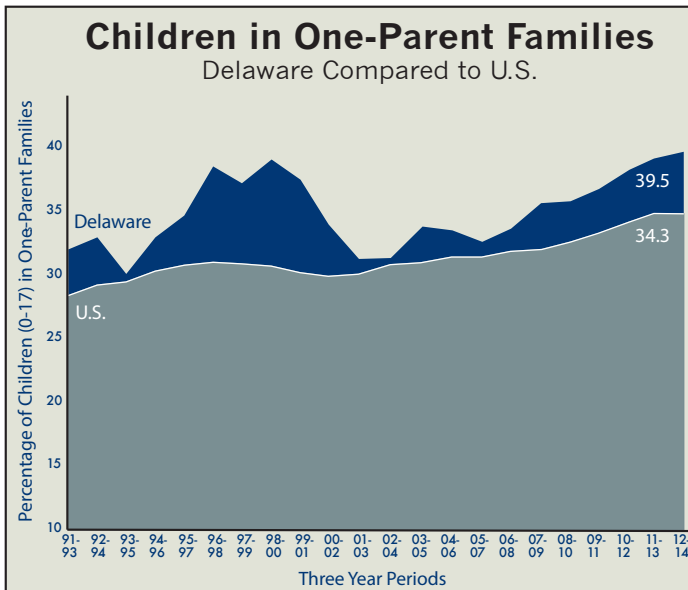
Source: Delaware Health Statistics Centers

For more information go to dekidscount.org



June 2, 2016

DAY 144
28 Session Days Left



Source: Center for Applied Demography and Survey Research, University of Delaware

For more information go to dekidscount.org



June 3, 2016

DAY 145
27 Session Days Left

Child care is important for many families. For working single-parent families, child care is essential. Research by **Child Care Aware of America** found that 21,442 Delawarean children under age 6 live with a single parent who is employed.



For more information go to dekidscount.org



June 4, 2016

DAY 146
26 Session Days Left

Did You Know?

DE exempts single parent families of 3 below the poverty level from personal income tax. Other policies recommended by the **National Center for Children in Poverty** to help families get a strong start include paid family leave for a minimum of 6 weeks with full or partial replacement of wages.



National Center for Children in Poverty

Columbia University • Mailman School of Public Health
Department of Health Policy & Management

For more information go to dekidscount.org





June 5, 2016

DAY 147
25 Session Days Left

The **Delaware Teen Pregnancy Advisory Board** has established an **Adolescent Sexual Health State Plan** which is based on 5 goals for adolescent reproductive health including reducing unintended teen pregnancies, sexually transmitted infection, sexual health disparities.

To read the plan, visit
<http://dhss.delaware.gov/dph/chca/dphahtppes.html>



For more information go to dekidscount.org



June 6, 2016

DAY 148
24 Session Days Left

Poor children and near-poor children are more than twice as likely as their more affluent peers to have had three or more negative life experiences that can be associated with levels of stress that can harm their health and development.

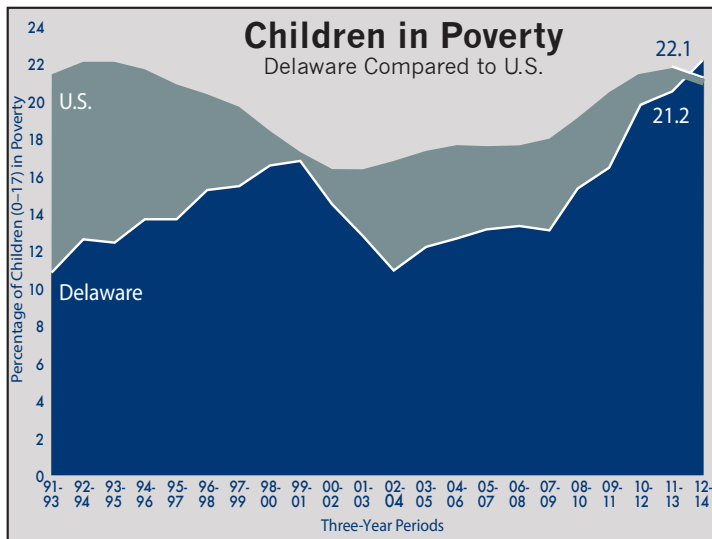


For more information go to dekidscount.org



June 7, 2016

DAY 149
23 Session Days Left



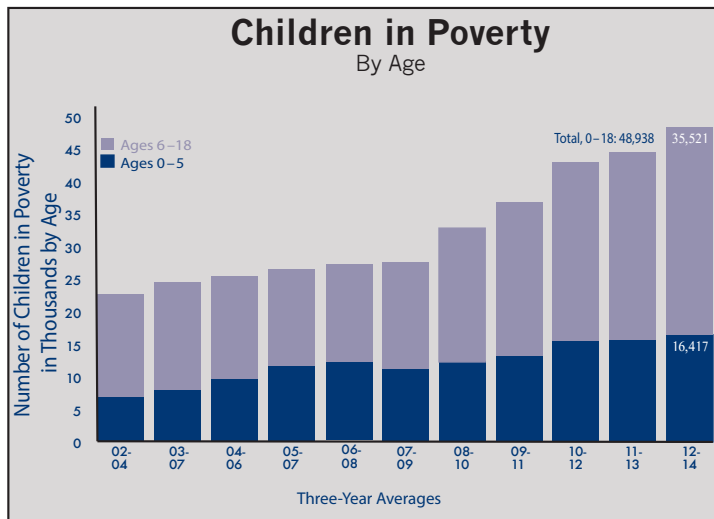
Source: Center for Applied Demography and Survey Research, University of Delaware

For more information go to dekidscount.org



June 8, 2016

DAY 150
22 Session Days Left



Source: Center for Applied Demography and Survey Research, University of Delaware

For more information go to dekidscount.org

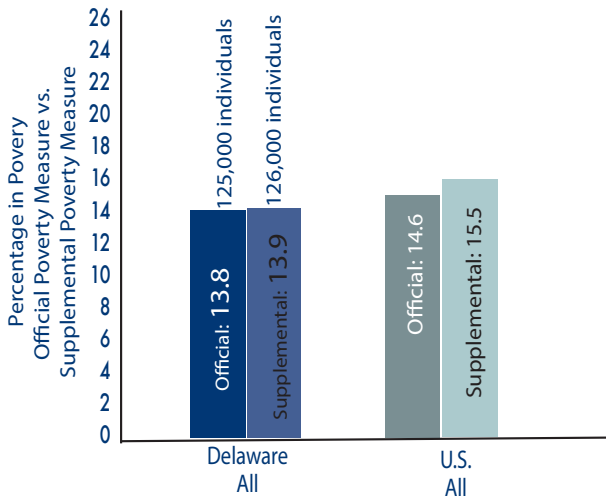


June 9, 2016

DAY 151
21 Session Days Left

Official vs. Supplemental Poverty Measure

U.S., 2013, and Delaware, 2011–2013



Source: U.S. Census Current Population Survey

For more information go to dekidscount.org



June 10, 2016

DAY 152
20 Session Days Left



The **Family Resource Simulator**, developed by the **National Center for Children in Poverty** illustrates the impact of “work supports”—such as earned income tax credits and child care assistance—on the budget of a hypothetical family. Based on the answers provided, the **Simulator** generates graphs that show how family resources and expenses change as earnings increase.

For more information go to dekidscount.org



June 11, 2016

DAY 153
19 Session Days Left

Two-generation approaches to promoting the healthy development and school success of young children aim to enhance the well-being and life opportunities of both parents and children.



For more information go to dekidscount.org



June 12, 2016

DAY 154
18 Session Days Left


Leading scholars view emerging two-generation models as particularly promising because they are informed by research. These models, which contribute to desired outcomes include high-quality learning experiences for children in early care and education programs and employment training for parents that helps them acquire skills needed for higher wage jobs.

For more information go to dekidscount.org



June 13, 2016

DAY 155
17 Session Days Left

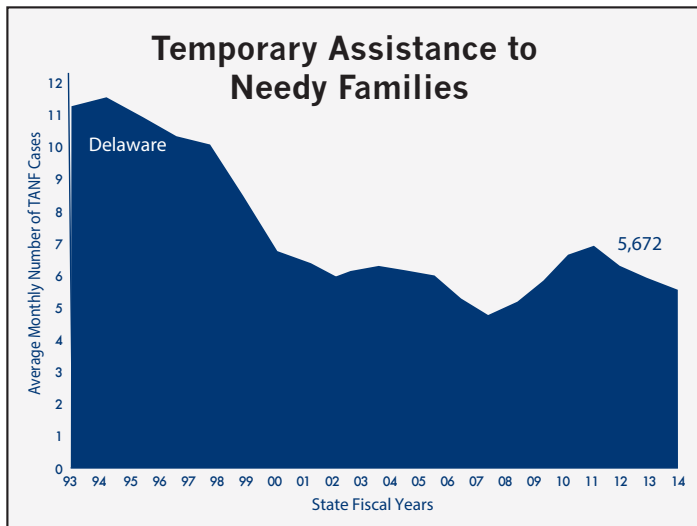


For more information go to dekidscount.org



June 14, 2016

DAY 156
16 Session Days Left



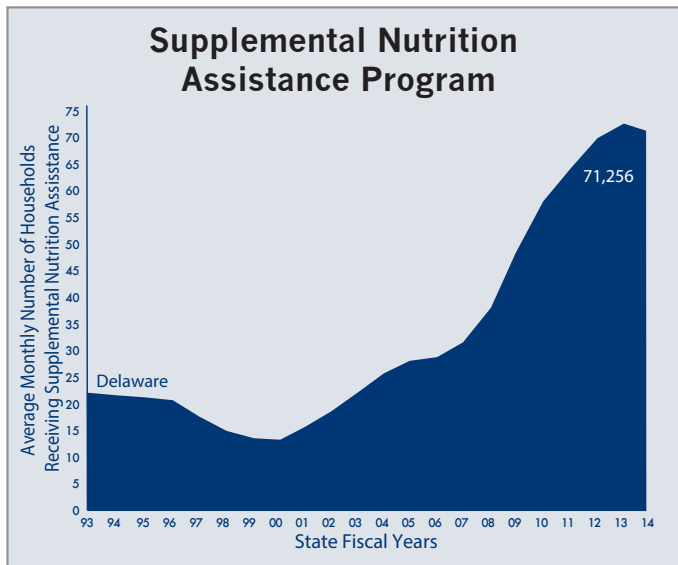
Source: Delaware Health and Social Services

For more information go to dekidscount.org



June 15, 2016

DAY 157
15 Session Days Left



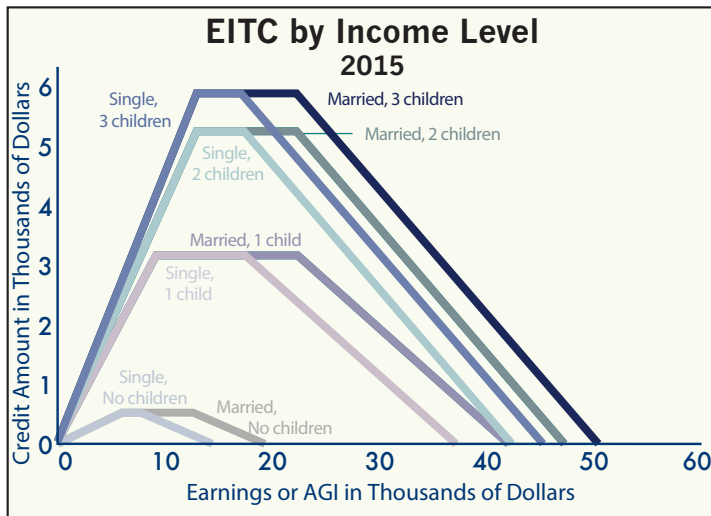
Source: Delaware Health and Social Services

For more information go to dekidscount.org



June 16, 2016

DAY 158
14 Session Days Left



Source: Internal Revenue Service

For more information go to dekidscount.org



June 17, 2016

DAY 159
13 Session Days Left

The **Basic Needs Budget Calculator**, created by the **National Center for Children in Poverty**, shows how much it takes for families to afford minimum daily necessities. It also allows you to create customized results by changing assumptions about basic family expenses.



For more information go to dekidscount.org



June 18, 2016

DAY 160
12 Session Days Left

How Do You Use the Data?

"KIDS COUNT... has definitely been beneficial to us. I think it's important for the people in Kent County to know the statistics about teen pregnancy and pregnant teens and how it aligns with high school, if they drop out."

– Eileen Wilkerson,
Delaware Adolescent Program Inc



For more information go to dekidscount.org

June 19, 2016

DAY 161
11 Session Days Left




For more information go to dekidscount.org



June 20, 2016

DAY 162
10 Session Days Left

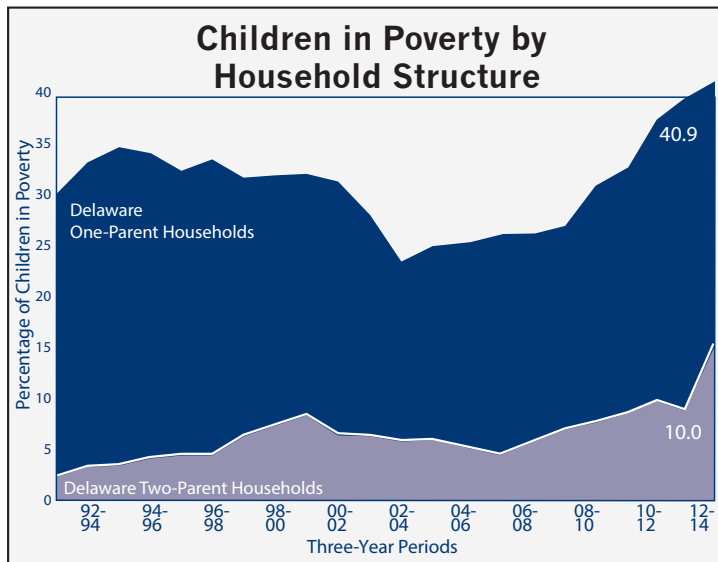


For more information go to dekidscount.org



June 21, 2016

DAY 163
9 Session Days Left



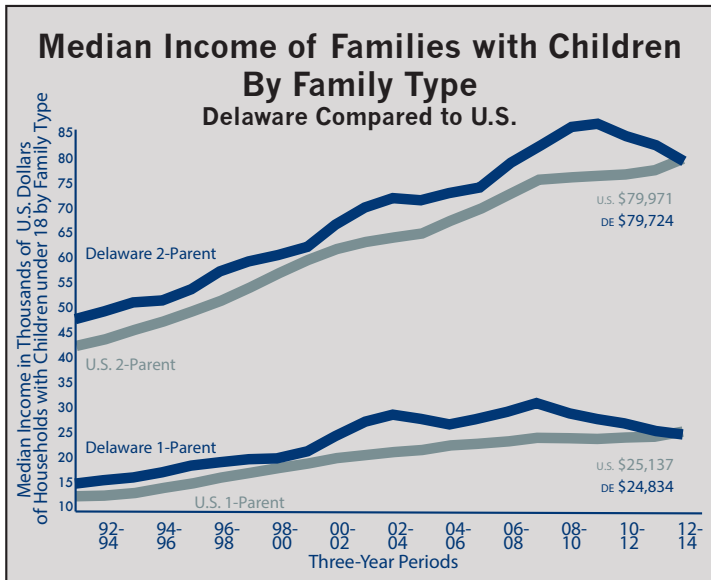
Source: Center for Applied Demography and Survey Research, University of Delaware

For more information go to dekidscount.org



June 22, 2016

DAY 164
8 Session Days Left



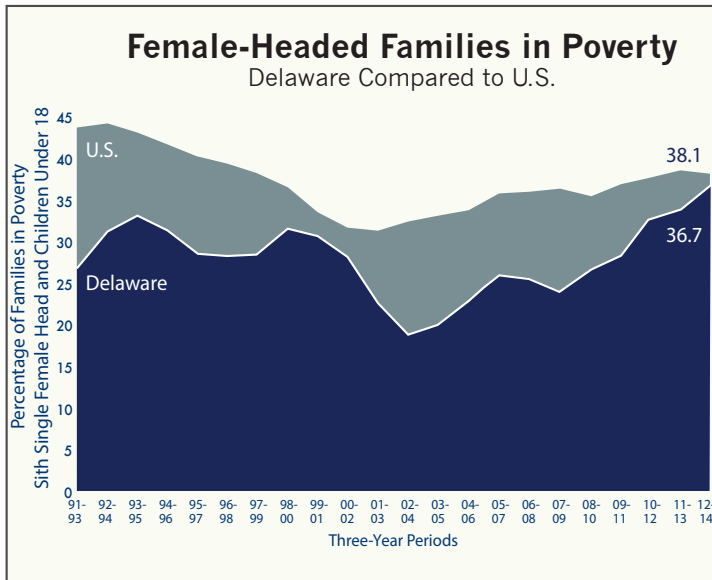
Source: Center for Applied Demography and Survey Research, University of Delaware

For more information go to dekidscount.org



June 23, 2016

DAY 165
7 Session Days Left



Source: Center for Applied Demography and Survey Research, University of Delaware

For more information go to dekidscount.org



June 24, 2016

DAY 166
6 Session Days Left



For more information go to dekidscount.org



June 25, 2016

DAY 167
5 Session Days Left

How Do You Use the Data?

“**[KIDS COUNT]** is very handy. It's very helpful. We're an anti-poverty agency, so we not only look at kids, but the whole family, and the data is very useful. It's a wealth of information we can use for our housing department, our re-entry programs. It does lead you to look in other directions. You're going to look and make comparisons. We use the data and incorporate it.”

– Sandi Hagans,
First State Community Action Agency



For more information go to dekidscount.org

June 26, 2016

DAY 168
4 Session Days Left

How Do You Use the Data?

“Every child deserves a safe, healthy place to grow up, access to a world class education, and the chance to become strong members of our community. That should be our goal. **KIDS COUNT** shows us where we’re succeeding, and where we still need to improve. It’s a powerful tool that shapes public policy in Delaware and across the country. I’m grateful for the team that has put together Delaware’s annual data book for the last 20 years. I hope that we can continue to count on their support and expertise to help improve the lives of Delaware’s children for many years to come.”

– John Carney, U.S. Representative

For more information go to dekidscount.org



June 27, 2016

DAY 169
3 Session Days Left

States make critical policy choices that help low-income parents effectively support young children's healthy development. Each day this week, KIDS COUNT in Delaware will highlight a policy solution that promote strong families.



For more information go to dekidscount.org



June 28, 2016

DAY 170
2 Session Days Left

Policy Solution 1:

One of the most effective anti-poverty program for working families is the **Earned Income Tax Credit**.

DE can enrich it's EITC policy by offering a refundable state Earned Income Tax Credit. The EITC in DE is non-refundable meaning it reduces the tax liability to families does not provide a refund.

The EITC serves many public policy goals including reducing child poverty, increasing the incentive to work, stabilizing income, and spurring consumption.

For more information go to dekidscount.org



June 29, 2016

DAY 171
1 Session Day Left

Policy Solution 2:

Prioritize the sustainability of recent enhancements to Delaware's early childhood and education infrastructure made possible by the Federal Race to the Top: Early Learning Challenge Grant.

For more information go to dekidscount.org



June 30, 2016

DAY 172
Last Day of Session!

Policy Solution 3:

Strengthen the revenue base supporting public education at both the state and local levels, including property reassessment and adjustments in the allocation system to fully address the needs of low-income students, English language learners and other students at risk.

For more information go to dekidscount.org



July 1, 2016

2016 Session is Over

Enjoy Your Summer!



Thank you to all at Legislative Hall
for all of your hard work on
behalf of kids this session!

For more information go to dekidscount.org



KIDS COUNT Staff



Janice L. Barlow, MPA

Director, KIDS COUNT in Delaware
Center for Community Research
and Service, University of Delaware
jls@udel.edu

Kim Lowman, MA

Policy Analyst, KIDS COUNT in Delaware
Center for Community Research
and Service, University of Delaware
klowman@udel.edu

Design

Allison Becker, MA

Center for Community Research
and Service, University of Delaware
abbecker@udel.edu



For more information go to dekidscount.org



KIDS COUNT Board



**Kelli Thompson, JD,
Board President**

Janice L. Barlow, MPA

Kristin A. Bennett, MSN, RN

Timothy Brandau

Bill Carl

Artika Casini

Kim Gomes

Sandi M. Hagans, MS

Joyce D. Hawkins, MEd, MS

Amy Lambert

Steven S. Martin

Mary Joan McDuffie

Leslie Newman

Steven W. Peuquet, Ph.D.

John Sadowski

Erik Raser-Schramm

Janet Syndor

Randy Williams



For more information go to dekidscount.org



KIDS COUNT Data Committee



Theodore W. Jarrell, PhD, Chair

Laurie Cowan

Maridelle A. Dizon

Steven A. Dowshen, MD

Tiho Enev, Ph.D.

Roberta E. Gealt

Tammy J. Hyland

Steven S. Martin


Mary Joan McDuffie

Dan Murphy

Edward C. Ratledge

Robert A. Ruggiero

Kristy Finlon Sheffler



For more information go to dekidscount.org

