

ROLE OF GOVERNMENT

2009 (complete tabulations v.2009-2)

Belgium
Czech Republic
Hungary
Ireland
Netherlands
Slovak Republic

INTERNATIONAL LEGISLATOR SURVEY PROJECT

The International Legislator Survey Project (ILSP) is an academically driven endeavor. The purpose of ILSP is to track, study and understand the changing nature of legislators' attitudes on issues with policy implications. The goal is to provide reliable quantitative measures reflective of legislators' attitudes. The summary results presented here characterize the opinions of legislators in 6 European countries (Belgium, Czech Republic, Hungary, Ireland, Netherlands and Slovakia) on the role of government. The snapshot of results made available here along with full reporting of responses can be used to compare legislator attitudes among countries, frame policy making, and inform advocacy initiatives. The intention of the International Legislator Survey project is to periodically contact legislators in a number of countries and gather their opinions on a topic of interest, report back the results of the study, analyze the data and make it widely available to community.

ACKNOWLEDGEMENT

The author would like to acknowledge all the 1,482 legislators who were contacted during the data collection and especially those 335 who decided to respond.

**THIS REPORT WAS SPONSORED BY THE
FOLLOWING  UNIVERSITY OF DELAWARE UNITS:**

Center for Applied Demography & Survey Research

College of Education & Public Policy

Center for International Studies

School of Urban Affairs and Public Policy

by: Tibor Tóth, Ph.D.

METHODOLOGY

The data presented here was collected using a self administered e-mail based census conducted in the spring of 2009. A total of 1,482 legislators in 6 countries were contacted between March 9th and May 15th. The contact addresses of legislators along with demographic information such as gender and year of birth were gathered from publicly available sources or from administrative offices of particular legislatures. Legislators were contacted by e-mail up to 5 times. First a pre-notification e-mail was sent, then a questionnaire in a Word format was e-mailed, this was followed up by another e-mail with the questionnaire. A reminder e-mail message was sent without the questionnaire and the last contact was another e-mail message with the questionnaire. The contact e-mails asked legislators to complete the word questionnaire and e-mail it back. Respondents were assured of the confidentiality of their responses in line with the University of Delaware's Human Subject and Review Board's stipulations for this study.

Most of the questions in the questionnaire were a replicate of the Role of Government study conducted by the International Social Survey Programme (ISSP) – a population based study. Prior to contacting legislators, permission was obtained from ISSP to use their questions. Additional questions related to the current economic crisis were incorporated in the survey instrument. In addition to the English language instrument, several language versions were created. Legislators in Belgium, Ireland and the Netherlands received the English versions of the instrument, legislators from Hungary received a Hungarian instrument and legislators from the Czech Republic and Slovakia received a Slovak version of the instrument.

Responses were recorded as they arrived - legislators who responded were excluded from consequent mailings. At the conclusion of the field work, 84 e-mails to legislators were returned as undeliverable, and 41 legislators requested to be removed from the mailing list. A total of 335 complete responses were received, with an effective response rate of 25%.

Once the responses were processed, tests were performed to find out if there are any differences between those who responded and the entire legislator populations. Tests indicated that in 5 out of the 6 countries respondents did not significantly differ from the original legislator population in terms of their age group and gender distribution. The only country where significant differences were observed was the Netherlands – very likely an outcome of the lower response rate. To adjust for these differences, all the responses were weighted using a variable that adjusted the ratios of age group/gender distribution of the responses to be reflective of the original legislator list.

LIMITATIONS

While the data collection method, response rates and consequent response weighting assures that the collected data is representative of the legislators in individual countries, our tabulations presented here do not make inferences about all the legislators in individual countries but only present the responses of those who participated. This is the reason why confidence intervals are not calculated and presented here.

We are cognizant of the fact that opinions expressed in self-administered surveys might sometimes differ from individual actions.

Most of the response rates achieved during this study are satisfactory but all could be improved to minimize non-response bias.

The wording of some questions might introduce some ambiguity – especially in a context of different political cultures – however, we maintained the wording of the ISSP replicate questions to allow for comparison with population studies on the same topic.

Every attempt was made to produce accurate language versions of the questionnaire when appropriate – however we recognize the fact that cultural differences and policy practices differ significantly among countries, thus cross country comparison should only proceed with local knowledge of the countries studied.

BELGIUM

Number of legislators	218
Undeliverable	3
Refused response	2
Completed questionnaires	52
Effective response rate	24%



ECONOMY

Diverging opinions on the role of government in the economy are common. Belgium’s legislators were asked to indicate their preference for government involvement in the economy (Figure 1). Clearly, legislators who responded from Belgium do not shy away from government help to industries to develop new products and technology. Also, they see a role for the government in financing projects to create new jobs. However, they tend to be more cautious in decreasing government regulation of business or providing government support to ailing industries.

The issue of government responsibility to provide services is addressed next. Legislators were offered 10 different areas of influence. Looking at the responses, four tasks clearly stand out (Figure 2). Legislators strongly support the idea of government responsibility to provide health care for the sick, provision of decent standard of living for the old and the financial support to university students from lower income families. Governments often have to balance increasing taxes to pay for services and decreasing taxes to encourage domestic consumption. A plurality of legislator respondents from Belgium indicates that taxes for middle and low income groups are too high, while almost half of respondents indicate that taxes for high income groups are too low (Figure 3).

ECONOMIC SLOWDOWN

The current global economic slowdown frames much of current government action. More than 70% of legislator respondents from Belgium are in favor of engaging the government in large scale investment projects (Figure 4). About half of respondents are in favor of the government providing mortgage guarantees and cutting government spending. About a third of respondents indicated support for the creation of a bank that would purchase toxic assets, decrease corporate taxes or decrease personal taxes. No legislators indicated being strongly in favor or in favor

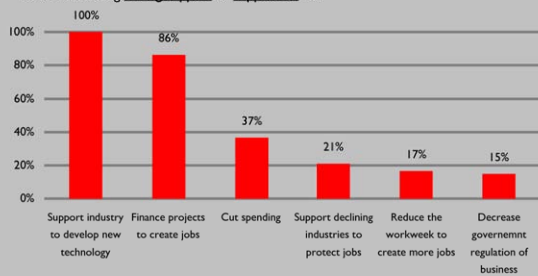
of increasing corporate or personal taxes or cutting social benefits. The impact of the current economic crisis in individual countries is exacerbated by the interconnected nature of economic activity. Legislators were asked to indicate their own estimate of the impact of this slowdown on cooperation among countries (Figure 5). About 70% of legislator respondents from Belgium indicated that they expect that the current economic slowdown will cause more protectionism among countries. About 30% of respondents indicated that the economic crisis of today will cause more cooperation. No respondent indicated unchanged levels of cooperation among countries due to the economic crisis.

CITIZEN AND THE STATE

Legislative actions often frame the relationship between the government and the citizen. To this extent, legislators were asked to assess the treatment of people by public officials (Figure 6). Almost 60% of responding legislators from Belgium believe that the treatment of people by public officials probably does not depend on whom they know. However, 27% of respondents indicated that the treatment the public receives from officials probably depends on whom they know. The relationship between the citizen and the state is often best qualified in acute situations. Legislators were presented with government actions in case of a suspected terrorist threat (Figure 7). Almost 60% of legislators supported tapping people’s telephone conversations, 30% supported the authorities’ right to stop and search people on the street and none of the respondents indicated that authorities should probably or definitely have the right to detain people for as long as they want without putting them on trial. Legislative work takes place in a framework of beliefs and values. Just over 60% of legislators indicate that people should follow their conscience on occasion. About 17 % indicated that people should obey the law without exception (Figure 8).

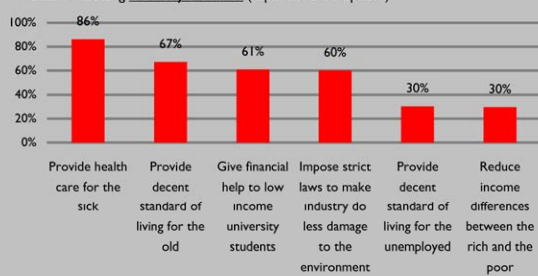
1. What should the Government do for the economy?

Percent indicating Strong Support or Support for.....



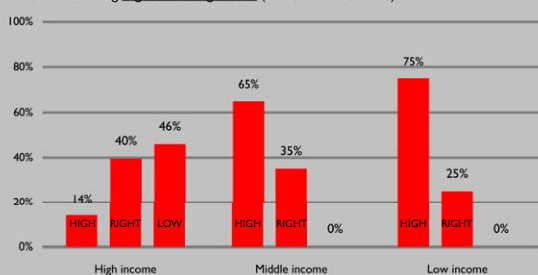
2. Should it be the Government's responsibility to....?

Percent indicating Definitely should be (top 6 out of 10 options)



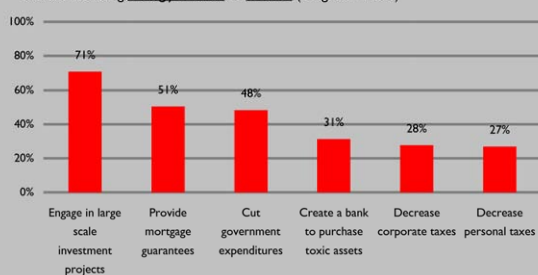
3. Describe taxes in your country for different income groups.

Percent indicating High, About Right, Low (can't choose excluded)



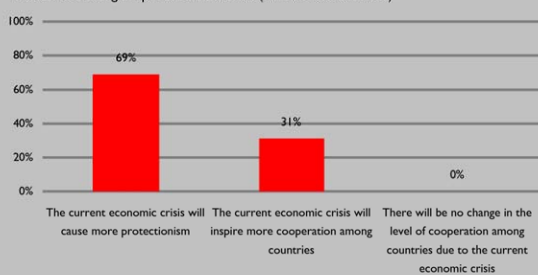
4. Support for Government response to the economic crisis.

Percent indicating Strongly in Favor or In Favor (6 highest ranked)



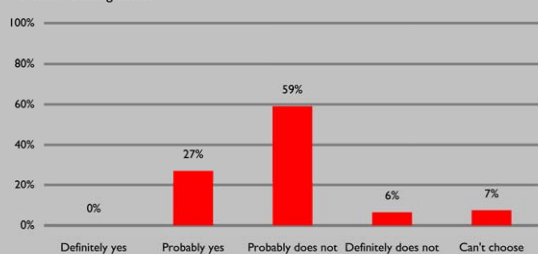
5. Impact of economic crisis on cooperation among countries.

Percent indicating impact of current crisis (can't choose excluded)



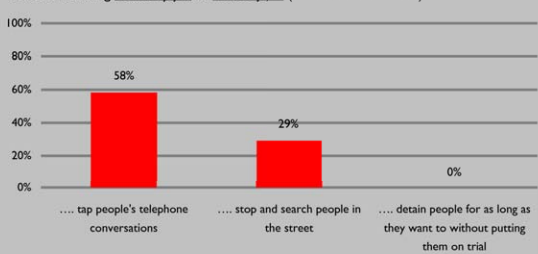
6. Does the treatment of people by public officials depend on who they know?

Percent indicating choice



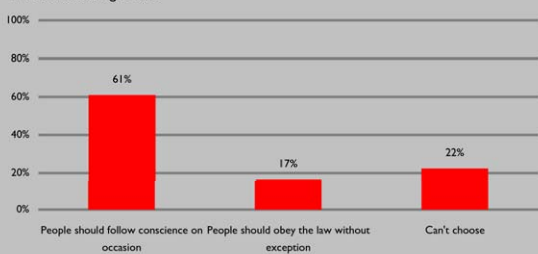
7. If the Government suspects a terrorist act was about to happen, should the authorities have the right to.....?

Percent indicating Definitely yes or Probably yes (can't choose excluded)



8. Should people obey the law without exception or follow conscience on occasion?

Percent indicating choice.





ROLE OF GOVERNMENT 2009

www.udel.edu/ilsp



INSTRUCTIONS

- Open the questionnaire using Word (do not print it)
- Answer all the questions (by clicking the gray checkboxes)
- Save the completed questionnaire
- Send the completed questionnaire as an attachment by e-mail to: tibi@udel.edu

PURPOSE – The results of this survey will be used to study the opinions of legislators in 6 European countries on issues related to the Role of Government.

SCOPE – You have been selected to participate in this study because you are a legislator in one of these countries: the Czech Republic, Belgium, Hungary, Ireland, the Netherlands, or the Slovak Republic.

CONFIDENTIALITY – Your responses will be kept strictly confidential. We will never disclose any personally identifiable information about you or your responses

PARTICIPATION – Your participation in this study is voluntary. However, your responses are important.

OPT OUT – If you prefer not to be contacted with a request to complete this questionnaire, please send an e-mail message with your name to tibi@udel.edu.

DIFFICULTIES – If you are having difficulties saving or e-mailing this questionnaire, please print it, complete it on paper and send it to our postal address at: University of Delaware, 292 Graham Hall, Newark, De 19716, USA

If you would like to find out more about this project, please visit our web site at:
www.udel.edu/ilsp

1. Here are some things the government might do for the economy. Please show which actions you favor and which you are against. (Choose one box on each line)

	Strongly in favor of	In favor of	Neither in favor of nor against	Against	Strongly against	Can't choose
a. Cuts in government spending	14.9	21.8	29.2	26.7	7.4	0
b. Government financing of projects to create jobs	21.3	64.9	13.8	0	0	0
c. Less government regulation of business	7.4	7.5	11.2	35.2	38.7	0
d. Support for industry to develop new products and technology	53.4	46.6	0	0	0	0
e. Support for declining industries to protect jobs	6.5	14.9	21.8	42.7	14.1	0
f. Reducing the workweek to create more jobs	6.4	10.2	49.0	27.7	6.7	0

2. Listed below are various areas of government spending. Please show whether you would like to see more or less government spending in each area. Remember that if you say much more, it might require a tax increase to pay for it. (Choose one box on each line)

	Spend much more	Spend more	Spend the same as now	Spend less	Spend much less	Can't choose
a. The environment	16.6	30.7	45.3	7.4	0	0
b. Health	6.4	65.5	28.1	0	0	0
c. The police and law enforcement	9.8	24.1	55.9	10.2	0	0
d. Education	20.6	41.5	37.9	0	0	0
e. The military and defense	0	0	20.6	48.9	30.5	0
f. Old age pensions	0	71.2	28.8	0	0	0
g. Unemployment benefits	0	26.4	39.5	27.8	6.4	0
h. Culture and the arts	24.4	0	41.2	24.0	10.4	0

CONTINUE ON PAGE 2

3. On the whole, do you think it should or should not be the government's responsibility to....*(Choose one box on each line)*

	Definitely should be	Probably should be	Probably should not be	Definitely should not	Can't choose
a. provide a job to everyone who wants it	0	26.6	36.6	36.8	0
b. keep prices under control	14.2	32.9	21.3	7.5	24.0
c. provide health care for the sick	86.2	7.4	6.4	0	0
d. provide decent standard of living for the old	67.2	32.8	0	0	0
e. provide industry the help it needs to grow	10.1	50.7	39.2	0	0
f. provide decent standard of living for the unemployed	30.4	69.6	0	0	0
g. reduce income differences between the rich and the poor	29.7	32.8	30.1	7.5	0
h. give financial help to university students from low income families	60.8	39.2	0	0	0
i. provide decent housing for those who can't afford it	25.3	74.7	0	0	0
j. impose strict laws to make industry do less damage to the environment	60.1	39.9	0	0	0

4. How successful do you think the government in your country is nowadays in each of the following areas?*(Choose one box on each line)*

	Very successful	Quite successful	Neither successful nor unsuccessful	Quite unsuccessful	Very unsuccessful	Can't choose
a. The environment	0	36.4	20.2	33.1	10.1	0
b. Health	28.5	53.2	10.4	7.8	0	0
c. The police and law enforcement	0	36.5	47.3	8.7	7.4	0
d. Education	13.9	54.1	25.3	6.7	0	0
e. The military and defense	0	17.7	35.3	18.9	28.0	0
f. Old age pensions	6.4	29.3	31.5	24.1	8.7	0
g. Unemployment benefits	0	55.7	36.8	7.5	0	0
h. Culture and the arts	0	61.8	23.3	7.5	7.4	0

5. Suppose the government suspected that a terrorist act was about to happen. Do you think the authorities have the right to *(Choose one on each line)*

	Definitely should have have right	Probably should have right	Probably should not have right	Definitely should not have right	Can't choose
a. detain people for as long as they want without putting them on trial	0	0	11.6	88.4	0
b. tap people's telephone conversations	6.7	48.0	29.2	8.7	7.4
c. stop an search people in the street at random	13.1	13.9	28.9	36.7	7.4

6. In general, would you say that people should obey the law without exception, or are there exceptional occasions on which people should follow their consciences even if it means breaking the law? *(Choose one)*

- a. 16.6 Obey the law without exception
- b. 61.0 Follow conscience on occasions
- c. 22.4 Can't choose

7. There are many ways people or organizations can protest against a government action they strongly oppose. Please show which you think should be allowed and which should not be allowed. *(Choose one box on each line)*

	Definitely	Probably	Probably not	Definitely not	Can't choose
a. Organizing public meetings to protest against government	100	0	0	0	0
b. Organizing protest marches and demonstrations	100	0	0	0	0
c. Organizing a nationwide strike of all workers against the government	53.0	17.6	22.6	6.7	0

8. There are some people whose views are considered extreme by the majority. As, for example, people who want to overthrow the government by revolution. Do you think such people should be allowed to..... *(Choose one box on each line)*

	Definitely	Probably	Probably not	Definitely not	Can't choose
a. hold public meetings to express their views?	63.2	23.0	6.4	0	7.4
c. publish books expressing their views?	73.4	12.8	6.4	0	7.4

9. All systems of justice make mistakes, but which do you think are worse? *(Choose one)*

- a. 77.4 To convict an innocent person.
- b. 8.7 To let a guilty person go free.
- c. 13.8 Can't choose

10. Generally, how would you describe taxes (all taxes together such as wage deductions, income tax, tax on goods and services) in your country today?

10.1 First, for those with high incomes, taxes are..... *(Choose one)*

- a. 0 Much too high
- b. 13.8 Too high
- c. 39.5 About right
- d. 40.3 Too low
- e. 6.4 Much too low
- f. 0 Can't choose

10.2 Next, for those with middle incomes, taxes are.... *(Choose one)*

- a. 14.9 Much too high
- b. 50.0 Too high
- c. 35.1 About right
- d. 0 Too low
- e. 0 Much too low
- f. 0 Can't choose

10.3 Next, for those with low incomes, taxes are.... *(Choose one)*

- a. 23.0 Much too high
- b. 47.0 Too high
- c. 22.6 About right
- d. 0 Too low
- e. 0 Much too low
- f. 7.5 Can't choose

11. To what extent do you agree or disagree with the following statements?**11.1 “There are only a few people I can trust completely”** *(Choose one)*

- a. 17.7 Strongly agree
- b. 29.3 Agree
- c. 36.8 Neither agree nor disagree
- d. 8.7 Disagree
- e. 0 Strongly disagree
- f. 7.4 Can't choose

11.2 “If you are not careful, other people will take advantage of you” *(Choose one)*

- a. 0 Strongly agree
- b. 40.6 Agree
- c. 36.8 Neither agree nor disagree
- d. 15.1 Disagree
- e. 0 Strongly disagree
- f. 7.4 Can't choose

12. Do you think that the treatment people get from public officials in your country depends on who they know?*(Choose one)*

- a. 0 Definitely yes
- b. 27.1 Probably yes
- c. 59.1 Probably does not
- d. 6.4 Definitely does not
- e. 7.4 Can't choose

13. In your opinion, about how many politicians in your country are involved in corruption?*(Choose one)*

- a. 12.8 Almost none
- b. 40.3 A few
- c. 46.9 Some
- d. 0 Quite a lot
- e. 0 Almost all
- f. 0 Can't choose

14. In light of the global financial and economic crisis, what do you think should be your country's government's response? Please indicate which one of these options are YOU in favor of and which one YOU oppose?*(Choose one box on each line)*

	Strongly in favor of	In favor of	Against	Strongly against	Can't choose
a. <u>decrease corporate</u> taxes (even if it means lower budget revenues)	7.4	20.3	58.5	6.4	7.4
b. <u>decrease personal</u> taxes (even if it means lower budget revenues)	7.4	19.5	51.8	6.4	14.9
c. <u>increase corporate</u> taxes (even if it means slower economic growth)	0	0	64.9	27.7	7.4
d. <u>increase personal</u> taxes (even if it means slower economic growth)	0	0	51.0	41.6	7.4
e. cut social benefits (retirement, unemployment benefits, disability)	0	0	31.1	62.5	6.4
f. engage in large scale investment/building projects	0	70.7	15.4	0	13.8
g. cut government expenditures	0	48.3	44.3	0	7.4
h. curtail the employment of foreign workers	7.6	1.2	61.4	29.8	0
i. provide a guarantee for mortgages	0	50.5	29.3	0	20.2
j. create a bank that would buy up toxic assets	0	31.3	16.9	24.1	27.7

CONTINUE ON PAGE 5

15. In light of the global financial and economic crisis what do you think should your government's priority be in the next 12 months? *(Please rank the options below 1 highest priority, 5 lowest priority- type in the number)*

- | | | |
|--|---------|---|
| a. maintain employment | 35.5% 2 | (rank from 1 highest priority to 5 lowest priority) |
| b. minimize budget deficits | 35.3% 5 | (rank from 1 highest priority to 5 lowest priority) |
| c. enhance business environment | 35.3% 4 | (rank from 1 highest priority to 5 lowest priority) |
| d. stabilize banking sector | 50.6% 1 | (rank from 1 highest priority to 5 lowest priority) |
| e. stimulate economy through government spending | 34.3% 1 | (rank from 1 highest priority to 5 lowest priority) |

16. What is your estimate, how many more months will the current economic downturn last in your country? *(Type in months)*

I estimate that the current economic downturn will last 18.3 (mean) more months in my country.

17. In the horizon of 2 years, do you expect that the current global economic downturn will inspire more cooperation among countries or cause protectionism? *(Choose one)*

- 29.3 The current economic crisis will inspire more cooperation among countries
- 63.2 The current economic crisis will cause more protectionism
- 0 There will be no change in the level of cooperation between countries due to the global economic crisis
- 7.4 Can't choose

18. In light of the financial crisis are you in favor of or do you oppose additional government oversight for the financial industry in your country? *(Choose one)*

- 64.7 I am strongly in favor of additional government oversight for the financial industry in my country
- 35.3 I am in favor of additional government oversight for the financial industry in my country
- 0 I oppose additional government oversight for the financial industry in my country
- 0 I strongly oppose additional government oversight for the financial industry in my country
- 0 Can't choose.

19. In what year were you born? *(Type your answer)*

suppressed year

20. What is your marital status? *(Choose one)*

- suppressed single
- suppressed married
- suppressed widowed
- suppressed other

21. Approximately, how many people resided in the city/town/village where you lived at the time of your high school graduation? *(Type your answer)*

suppressed

22. Please indicate your gender. *(Choose one)*

- suppressed female
- suppressed male

23. Which political party do you represent in this legislature? *(Type your answer)*

suppressed

**THANK YOU FOR COMPLETING THE INTERNATIONAL LEGISLATOR
SURVEY PROJECT'S QUESTIONNAIRE ON THE ROLE OF GOVERNMENT.**

**PLEASE SAVE THIS COMPLETED QUESTIONNAIRE
TO YOUR COMPUTER
AND
SEND IT AS AN ATTACHMENT BY EMAIL TO:
tibi@udel.edu**

**IF YOU ARE HAVING DIFFICULTIES SAVING OR EMAILING THIS QUESTIONNAIRE, PLEASE PRINT IT OUT
AND SEND IT TO OUR MAILING ADDRESS AT:**

UNIVERSITY OF DELAWARE
292 GRAHAM HALL
NEWARK, DE 19716
USA

IF YOU WOULD LIKE TO FIND OUT MORE ABOUT THIS PROJECT,
PLEASE VISIT OUR WEB PAGE AT: www.udel.edu/ilsp

CZECH REPUBLIC

Number of legislators	281
Undeliverable	10
Refused response	4
Completed questionnaires	76
Effective response rate	28%



ECONOMY

Over the last 20 years the Czech Republic has successfully transitioned from a centrally planned to a market economy. However, the extent of government involvement in the economy is still contentious. Czech legislators were asked to indicate their preference (Figure 1). Respondents show strong support for government help to industries to develop new products and technology. Financing of projects to create new jobs and cutting government spending is also supported. However, they tend to be more cautious in decreasing government regulation of business or providing government support to ailing industries. The issue of government responsibility to provide services is addressed next. Legislators were offered 10 different areas of influence. Looking at the responses, two tasks with support over 50% stand out (Figure 2). Legislators support the idea of government responsibility to provide health care for the sick, and the provision of decent standard of living for the old. Governments often have to balance increasing taxes to pay for services and decreasing taxes to encourage domestic consumption. A plurality of legislator respondents from the Czech Republic indicates that taxes for middle and low income groups are just right, while half of respondents indicate that taxes for high income groups are too low (Figure 3).

ECONOMIC SLOWDOWN

The current global economic slowdown frames much of current government action. Almost 80% of responding Czech legislators is in favor of engaging the government in large scale investment projects (Figure 4). Almost 70% support cutting government expenditures and 64% favor the curtailing of employment of foreign workers as a response to the economic downturn. Interestingly 38% of respondents indicated being in favor of decreasing corporate taxes while 24% indicated being in favor of increasing corporate taxes. About 11% of legislators indicate

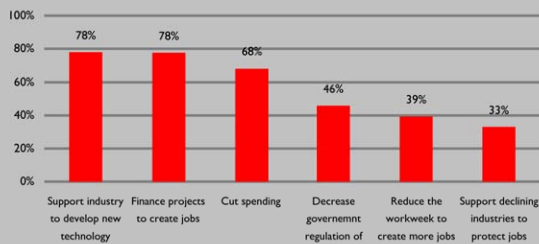
being in favor of cutting social benefits. The impact of the current economic crisis in individual countries is exacerbated by the interconnected nature of economic activity. Legislators were asked to indicate their own estimate of the impact of this slowdown on cooperation among countries. About 72% of Czech legislators indicated that they expect the current economic slowdown to cause more protectionism among countries. 22% of respondents indicated unchanged levels of cooperation among countries due to the economic crisis. About 6% of respondents indicated that the economic crisis of today will cause more cooperation.

CITIZEN AND THE STATE

Legislative actions often frame the relationship between the government and the citizen. To this extent, legislators were asked to assess the treatment of people by public officials (Figure 6). More than half (55%) of legislators responding from the Czech Republic believe that the treatment of people by public officials probably does depend on whom they know, 17% believe that the treatment definitely depends on whom people know. Only 5% indicated that the treatment of people by officials definitely does not depend on connections. The relationship between the citizen and the state is often best qualified in acute situations. Legislators were presented with government actions in case of a suspected terrorist threat (Figure 7). Almost 94% supported tapping people's telephone conversations, 66% supported the authorities' right to stop and search people on the street, and about 22% of respondents indicated that authorities should probably or definitely have the right to detain people for as long as they want without putting them on trial. Legislative work (often technical in nature) takes place in a framework of beliefs and values. Just over 34% of legislators indicate that people should follow conscience on occasion. Almost twice as many (66%) indicated that people should obey the law without exception (Figure 8).

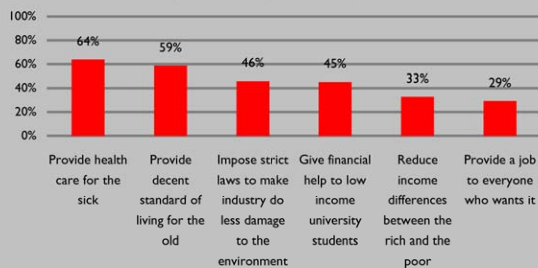
1. What should the Government do for the economy?

Percent indicating Strong Support or Support for.....



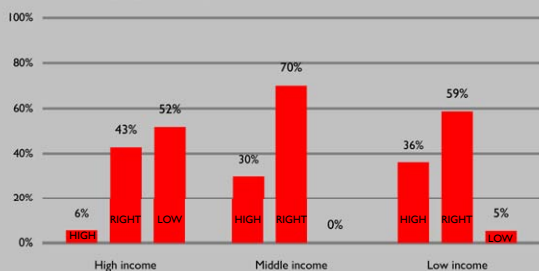
2. Should it be the Government's responsibility to....?

Percent indicating Definitely should be (top 6 out of 10 options)



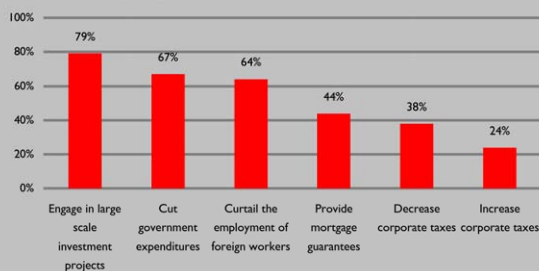
3. Describe taxes in your country for different income groups.

Percent indicating High, About Right, Low (can't choose excluded)



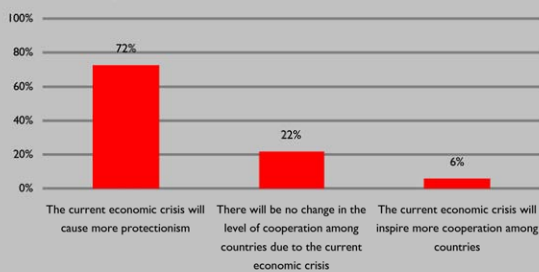
4. Support for Government response to the economic crisis.

Percent indicating Strongly in Favor or In Favor (6 highest ranked)



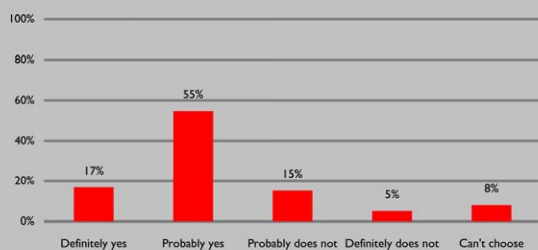
5. Impact of economic crisis on cooperation among countries.

Percent indicating impact of current crisis (can't choose excluded)



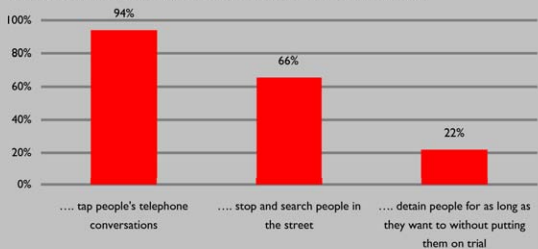
6. Does the treatment of people by public officials depend on who they know?

Percent indicating choice



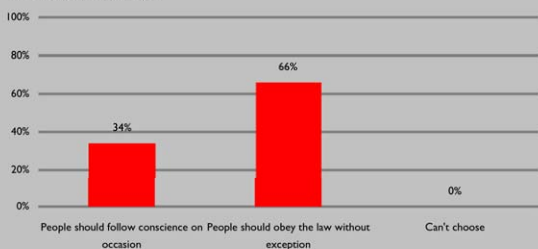
7. If the Government suspects a terrorist act was about to happen, should the authorities have the right to.....?

Percent indicating Definitely yes or Probably yes (can't choose excluded)



8. Should people obey the law without exception or follow conscience on occasion?

Percent indicating choice.





ÚLOHA VLÁDY 2009

www.udel.edu/ilsp


Návod:

- Otvorte dotazník v textovom editore WORD
- V dotazníku vyplňte svoje odpovede
- Uložte vyplnený dotazník na Vašom počítači
- Zašlite dotazník elektronickou poštou ako prílohu na adresu: tibi@udel.edu

Cieľ – Cieľom tohoto prieskumu je vytvorenie zdroja pre verejnosť, výskumných pracovníkov a zákonodarcov pre štúdium názorových rozdielov medzi zákonodarcami ohľadom úlohy vlády.

Rozsah – Tento dotazník je rozoslaný všetkým zákonodarcam v Českej republike, Belgicku, Holandsku, Írsku, Maďarsku a v Slovenskej republike.

Dôverné narábanie s výsledkami – Vaše odpovede budú spracované anonymne. Výsledky budú analyzované v agregovanej forme aby sa zamedzilo spätnej identifikácii respondentov.

Účasť – Vaša účasť je dobrovoľná, ale Vaše odpovede sú veľmi potrebné na dosiahnutie výsokej úrovne reprezentatívnosti tohto výskumu.

Odhlasenie sa – Ak si neželáte byť kontaktovaný so žiadosťou o vyplnenie tohto dotazníka, prosím, pošlite e-mailovú správu s vašim menom na tibi@udel.edu.

Ťažkosti – Ak máte ťažkosti s uložením alebo zaslaním vyplneného dotazníka elektronickou poštou, vytlačte prosím vyplnený formulár a zašlite ho leteckou poštou na našu adresu: University of Delaware, 292 Graham Hall, Newark, DE 19716, USA

Ak by ste radi získali dodatočné informácie ohľadom tohto projektu, navštívte našu stránku na adrese:

www.udel.edu/ilsp

1. Vláda ma k dispozícii množstvo opatrení, ktorými môže ovplyvňovať ekonomiku krajiny. Uvedte, prosím, ktoré z týchto krokov podporujete a ktoré odmietať. (V každom riadku označte jednu odpoveď)

	Silne Podporujem	Podporujem	Ani súhlas ani nesúhlas	Odmietam	Zásadne odmietať	Neviem si vybrať
a. Škrty vo vládnych výdavkoch.	10.4	57.8	24.4	6.0	0	1.4
b. Vládne financovanie programov na vytvorenie pracovných miest.	29.3	48.3	11.5	10.9	0	0
c. Menej zásahov vlády do podnikania.	11.1	34.8	22.2	31.9	0	0
d. Dotovanie vývoja nových preimys. výrobkov a technológií	27.5	50.4	22.1	0	0	0
e. Podpora upadajúcim priemyselným odvetviam s cieľom udržania zamestnanosti	6.2	26.9	26.3	34.5	6.0	0
f. Krátenie prac. týždňa v záujme vytvorenia pracovných miest	0.9	38.5	28.9	31.7	0	0

2. Vládne výdavky je možné rozdeliť do rôznych oblastí. Povedzte nám, či by vládne výdavky mali byť v danej oblasti vyššie alebo nižšie. Uvedomte si, že pokiaľ uvediete "omnoho vyššie", mohlo by to vyžadovať zvýšenie daní potrebných na finančné krytie zvýšených vládnych výdavkov. (V každom riadku označte jednu odpoveď)

	Omnoho vyššie výdavky	Vyššie výdavky	Rovnaké výdavky ako doteraz	Nižšie výdavky	Omnoho nižšie výdavky	Neviem si vybrať
a. Životné prostredie	0	29.5	70.5	0	0	0
b. Zdravotníctvo	0	47.2	52.8	0	0	0
c. Polícia a vymožiteľnosť práva	0	17.3	77.2	5.5	0	0
d. Vzdelávanie	8.0	86.0	6.0	0	0	0
e. Armáda a obrana	0	0	54.5	22.4	23.1	0
f. Dôchodky	1.4	25.7	72.9	0	0	0
g. Podpora pre nezamestnaných	0	29.5	70.5	0	0	0
h. Kultúra a umenie	0	25.2	54.6	20.2	0	0

3. Vo všeobecnosti, myslíte si, že úlohou vlády by malo, alebo nemalo byť.....*(V každom riadku označte jednu odpoveď)*

	Určite by malo byť	Asi by malo byť	Asi by nemalo byť	Určite by nemalo byť	Neviem si vybrať
a. poskytnúť prácu každému, kto má o ňu záujem	29.3	39.5	10.3	21.0	0
b. udržiavať cenovú úroveň	4.9	17.8	35.1	25.3	16.9
c. poskytovať zdravotnú starostlivosť chorým	63.9	30.1	6.0	0	0
d. poskytovať dôstojnú životnú úroveň starým ľuďom	58.7	41.3	0	0	0
e. poskytovať pomoc odvetviam, ktoré ju potrebujú pre svoj rast	10.9	36.4	41.7	5.5	5.5
f. poskytovať dôstojnú životnú úroveň nezamestnaným	15.8	69.3	9.7	5.1	0
g. znižovať príjmové rozdiely medzi bohatými a chudobnými	32.8	16.4	19.5	25.8	5.5
h. poskytovať finančnú pomoc univerzitným študentom z rodín s nízkimi príjmami	45.2	44.2	5.5	5.1	0
i. poskytovať dôstojnú životnú úroveň tým, ktorí si ju nemôžu dovoliť	45.9	37.1	17.0	0	0
j. zaviesť prísne pravidlá aby sa obmedzila degradácia životného prostredia priemyslom	10.4	37.1	38.2	10.6	3.7

4. Do akej miery je podľa Vás úspešná alebo neúspešná vláda vo Vašej krajine v nasledujúcich oblastiach?*(V každom riadku označte jednu odpoveď)*

	Mimoriadne úspešná	Skôr úspešná	Ani úspešná ani ne úspešná	Skôr neúspešná	Mimoriadne neúspešná	Neviem si vybrať
a. Životné prostredie	3.7	31.8	36.5	27.9	0	0
b. Zdravotníctvo	0	22.1	13.5	33.4	31.1	0
c. Polícia a vymožitelnosť práva	0	5.1	20.7	48.6	25.6	0
d. Vzdelávanie	0	14.3	55.1	25.0	5.5	0
e. Armáda a obrana	0	16.1	56.6	27.3	0	0
f. Dôchodky	0	14.9	44.9	31.6	8.6	0
g. Podpora pre nezamestnaných	0	28.1	32.2	25.7	14.1	0
h. Kultúra a umenie	0	10.6	54.0	25.7	9.7	0

5. Predpokladajme, že vláda sa domnieva, že sa pripravuje teroristický čin. Myslíte si, že by príslušné štátne úrady mali mať právo.....(V každom riadku označte jednu odpoveď)

	Určite by mali mať právo	Asi by mali mať právo	Asi by nemali mať právo	Určite by nemali mať právo	Neviem si vybrať
a. zadržať ľudí, na takú dobu akú uznajú za vhodnú, bez súdneho procesu	5.5	10.9	52.0	31.6	0
b. odpočúvať telefónne rozhovory	30.2	63.8	6.0	0	0
c. náhodne zastaviť a prehľadávať ľudí na ulici	5.5	54.6	16.1	16.4	7.5

6. Podľa Vás, vo všeobecnosti platí, že ľudia by mali dodržiavať zákony be výnimky, alebo sa majú vo výnimočných prípadoch riadiť svojim svedomím, i v prípade, že by tým porušili zákon? (Vyberte jednu odpoveď)

- a. 66.0 Dodržiavať zákony bez výnimky
- b. 34.0 Príležitostne sa riadiť svedomím
- c. 0 Nevie si vybrať

7. Existuje mnoho spôsobov ktorými ľudia alebo organizácie môžu protestovať proti aktivitám vlády s ktorými nesúhlasia. Ktoré spôsoby protestu by podľa Vás mali byť dovolené a ktoré nie? Malo by byť povolené: (V každom riadku označte jednu odpoveď)

	Rozhodne súhlasím	Skôr súhlasím	Skôr nesúhlasím	Určite nesúhlasím	Neviem si vybrať
a. Organizovanie verejných zhromaždení k vyjadreniu protestov voči vláde	88.5	11.5	0	0	0
b. Organizovanie verejných protestných pochodov a demonštrácií	73.3	9.8	16.9	0	0
c. Organizovanie celoštátnych štrajkov všetkých pracujúcich voči vláde	62.4	10.4	6.0	21.2	0

8. Existujú ľudia, ktorých názory väčšina považuje za extrémne. Myslíte si, že ľuďom, ktorí chcú revolúciou zvrhnúť vládu by malo byť povolené aby (V každom riadku označte jednu odpoveď)

	Rozhodne súhlasím	Skôr súhlasím	Skôr nesúhlasím	Určite nesúhlasím	Neviem si vybrať
a. organizovali verejné stretnutia, kde by vyjadrovali svoje názory?	29.5	5.8	32.2	21.3	11.2
c. vydávali knihy, vyjadrujúce ich názory?	28.4	26.8	19.0	9.7	16.1

9. Všetky súdne systémy sa dopúšťajú omylov. Ktoré z omylov Vy osobne považujete za horšie? (Vyberte jednu odpoveď)

- a. 84.5 Odsúdiť nevinného človeka.
- b. 5.5 Oslobodiť človeka, ktorý je vinný.
- c. 10.0 Nevie si vybrať.

10. Aký je Váš všeobecný názor na dane (všetky dane a odvody) vo Vašej krajine?

10.1 Pre tých, ktorí majú vysoké príjmy, dane sú..... (Označte jednu odpoveď)

- a. 5.5 príliš vysoké
- b. 0 vysoké
- c. 42.8 primerané
- d. 25.0 nízke
- e. 26.8 príliš nízke
- f. 0 neviem si vybrať

10.2 Pre tých, ktorí majú stredné príjmy, dane sú..... (Označte jednu odpoveď)

- a. 0 príliš vysoké
- b. 29.9 vysoké
- c. 70.1 primerané
- d. 0 nízke
- e. 0 príliš nízke
- f. 0 neviem si vybrať

10.3 Pre tých, ktorí majú nízke príjmy, dane sú..... (Označte jednu odpoveď)

- a. 9.3 príliš vysoké
- b. 26.9 vysoké
- c. 58.7 primerané
- d. 5.2 nízke
- e. 0 príliš nízke
- f. 0 neviem si vybrať

11. Pri každom z uvedených tvrdení, prosím uveďte, do akej miery s nim súhlasíte alebo nesúhlasíte.

11.1 "Existuje len málo ľudí, ktorým môžem úplne dôverovať" (*Označte jednu odpoveď*)

- a. 16.4 rozhodne súhlasím
- b. 38.9 súhlasím
- c. 17.7 ani súhlasím ani nesúhlasím
- d. 21.8 nesúhlasím
- e. 5.1 rozhodne nesúhlasím
- f. 0 neviem si vybrať

11.2 "Ak si nebudete dávať pozor, ostatní ľudia Vás budú využívať" (*Označte jednu odpoveď*)

- a. 5.5 rozhodne súhlasím
- b. 37.7 súhlasím
- c. 35.9 ani súhlasím ani nesúhlasím
- d. 20.9 nesúhlasím
- e. 0 rozhodne nesúhlasím
- f. 0 neviem si vybrať

12. Myslíte si, že zaobchádzanie, ktoré sa dostáva ľuďom od štátnych úradníkov závisí na tom, koho poznajú?

(*Označte jednu odpoveď*)

- a. 16.9 rozhodne áno
- b. 54.7 asi áno
- c. 15.2 asi nie
- d. 5.1 rozhodne nie
- e. 8.0 neviem si vybrať

13. Podľa Vášho názoru, koľko politikov je vo Vašej krajine zapojených do korupcie? (*Označte jednu odpoveď*)

- a. 4.0 skoro nikto
- b. 0 len málo
- c. 50.7 niektorí politici
- d. 29.0 mnoho
- e. 0 skoro všetci
- f. 16.4 neviem si vybrať

14. V kontexte globálnej finančnej a ekonomickej krízy, aká by mala byť reakcia vlády vo Vašej krajine? Uveďte, ktoré z uvedených variant YY osobne podporujete a ktoré odmietate? (*V každom riadku označte jednu odpoveď*)

	Silne podporujem	Podporujem	Odmietam	Silne odmietam	Neviem si vybrať
a. <u>zniženie daní právnickým osobám</u> (aj za cenu zníženia štátnych príjmov)	9.3	28.7	41.1	21.0	0
b. <u>zniženie daní fyzickým osobám</u> (aj za cenu zníženia štátnych príjmov)	5.7	16.6	60.7	17.0	0
c. <u>zvýšenie daní právnickým osobám</u> (aj za cenu spomalenia ekonomického rastu)	11.6	12.2	48.3	22.0	5.8
d. <u>zvýšenie daní fyzickým osobám</u> (aj za cenu spomalenia ekonomického rastu)	0	11.6	54.7	15.2	17.5
e. <u>zniženie sociálnych výdavkov</u> (dôchodky, podpora nezamestnaným, invalidný dôch.)	0	10.9	74.4	14.6	0
f. <u>zapojenie sa do veľkých investičných/stavebných projektov</u>	11.3	73.2	9.9	5.6	0
g. <u>zniženie vládnych výdavkov</u>	0	66.9	27.9	0	5.1
h. <u>obmedzenie zamestnávania zahraničných pracovníkov</u>	0	64.1	30.4	0	5.5
i. <u>poskytovanie garancií na hypotekárne úvery</u>	0	43.9	37.1	11.0	8.0
j. <u>založenie banky za účelom nákupu toxických aktív</u>	0	16.4	43.1	24.6	15.8

15. V kontexte globálneho finančného a ekonomickeho útlmu, čo by malo byť prioritou vlády vo Vašej krajine v priebehu nadchádzajúcich 12 mesiacov? *(Zoradte podľa dôležitosti 1-najdôležitejšie, 5-najmenej dôležité)*

- | | | |
|--|---------|--|
| a. udržanie zamestnanosti | 28.1% 2 | (1-najdôležitejšie, 5-najmenej dôležité) |
| b. minimalizovanie deficitu verejných financií | 35.9% 4 | (1-najdôležitejšie, 5-najmenej dôležité) |
| c. zlepšenie podnikateľského prostredia | 34.2% 2 | (1-najdôležitejšie, 5-najmenej dôležité) |
| d. stabilizácia bankového sektora | 33.6% 3 | (1-najdôležitejšie, 5-najmenej dôležité) |
| e. stimulácia ekonomiky | 27.9% 2 | (1-najdôležitejšie, 5-najmenej dôležité) |
- prostredníctvom verejných výdavkov

16. Podľa Vášho názoru, ešte koľko mesiacov potrvá súčasný ekonomický útlm vo Vašej? *(uved'te mesiace)*

Odhadujem, že súčasný ekonomický útlm potrvá ešte 20.1 (priemer) mesiacov

17. V horizonte 2 rokov, predpokladáte, že súčasný globálny útlm bude inšpirovať viac kooperácie medzi krajinami, alebo zvýši úroveň protekcionizmu? *(Označte jednu odpoveď)*

- 5.5 Súčasný ekonomický útlm bude inšpirovať viac kooperácie medzi krajinami
- 65.1 Súčasný ekonomický útlm bude inšpirovať protekcionizmus
- 20.2 Súčasný ekonomický útlm nezmení úroveň kooperácie medzi krajinami
- 9.2 Nevie si vybrať

18. V kontexte globálnej finančnej krízy podporujete, alebo odmietate zvýšenie úrovne vládneho dohľadu nad finančným trhom vo Vašej krajine? *(Označte jednu odpoveď)*

- 38.8 Zásadne podporujem zvýšenie úrovne vládneho dohľadu nad finančným trhom.
- 61.7 Podporujem zvýšenie úrovne vládneho dohľadu nad finančným trhom.
- 0 Odmietam zvýšenie úrovne vládneho dohľadu nad finančným trhom.
- 0 Zásadne odmietam zvýšenie úrovne vládneho dohľadu nad finančným trhom.
- 0 Nevie si vybrať

19. V ktorom roku ste sa narodili? *(Vpíšte rok)*

nezhrnuté rok narodenia

20. Aký je Váš rodinný stav? *(Označte jednu odpoveď)*

- nezhrnuté slobodný/slobodná
- nezhrnuté ženatý/vydatá
- nezhrnuté vdova/vdovec
- nezhrnuté iný

21. Približne koľko ľudí bývalo v meste/obci v ktorej ste mali trvalý pobyt keď ste ukončili strednú školu?

(Vpíšte počet obyvateľov)

nezhrnuté

22. Uveďte svoje pohlavie. *(Označte jednu odpoveď)*

- nezhrnuté ženské
- nezhrnuté mužské

23. ktorú politickú stranu reprezentujete v parlamente? *(Vpíšte meno politickej strany)*

nezhrnuté

**ĎAKUJEM, ŽE STE VYPLNILI DOTAZNÍK MEDZINÁRODNÉHO PRIESKUMU
ZÁKONODARCOV, KTORÝ SA TÝKAL ÚLOHY VLÁDY.**

**PROSÍM ULOŽTE SÚBOR NA SVOJOM POČÍTAČI A
ZAŠLITE HO PROSTREDNÍCTVOM ELEKTRONICKEJ
POŠTY AKO PRÍLOHU NA ADRESU:**

tibi@udel.edu

V PRÍPADE ŤAŽKOSTÍ S ULOŽENÍM ALEBO ZASLANÍM SÚBORU, VYTLAČTE VYPLNENÝ
DOTAZNÍK A ZAŠLITE HO LETECKOU POŠTOU NA ADRESU:

UNIVERSITY OF DELAWARE
292 GRAHAM HALL
NEWARK, DE 19716
USA

AK BY STE RADI ZÍSKALI VIAC INFORMÁCIÍ OHL'ADOM TOHTO PROJEKTU,
NAVŠTIVTE NAŠU WEBOVÚ STRÁNKU NA ADRESE: www.udel.edu/ilsp

HUNGARY

Number of legislators	385
Undeliverable	55
Refused response	9
Completed questionnaires	70
Effective response rate	22%



ECONOMY

In recent history, Hungary questioned the role of the government in the economy before other countries in Central and Eastern Europe. Hungarian legislators were asked to indicate their preference for government involvement in the economy today (Figure 1).

Respondents show strong support to cut government spending (93%), followed by government financing of projects to create jobs (82%). Respondents are also in favor of government support to develop new products and technologies (62%) and at the same time supporting ailing industries to protect jobs (55%).

The issue of government responsibility is addressed next. Legislators were offered 10 different areas of influence. One area of responsibility clearly stands out – imposing strict laws to make industry do less damage to the environment (63% indicating strong support). Interestingly, all the other actions received significantly less support. Governments often have to balance increasing taxes to pay for services and decreasing taxes to encourage domestic consumption. An overwhelming majority (81%) of legislators from Hungary indicate that taxes for middle income groups are too high, (74%) indicate that taxes are too high for the low income group and 41% indicate the taxes are too high for the high income group (Figure 3).

ECONOMIC SLOWDOWN

The current global economic slowdown frames much of current government action. This is especially the case in Hungary that was significantly impacted by the downturn. All of responding Hungarian legislators are in favor of cutting government expenditures in light of the economic crisis (Figure 4). Over 90% support decreasing personal taxes, and 76% support decreasing corporate taxes. The same proportion of Hungarian legislators supports cutting social benefits. Over 70% favor government engagement in large scale investment projects.

The impact of the current economic crisis in individual

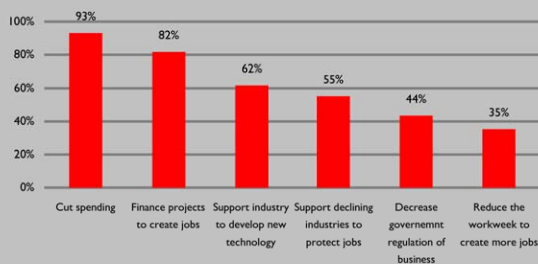
countries is exacerbated by the interconnected nature of economic activity. Legislators were asked to indicate their own estimate of the impact of this slowdown on cooperation among countries (Figure 5). About 48% of Hungarian legislators indicated that they expect that the current economic slowdown will cause more protectionism among countries. Just over a quarter of respondents (26%) indicated unchanged levels of cooperation among countries due to the economic crisis. The same proportion estimates that the economic crisis of today will cause more cooperation among countries.

CITIZEN AND THE STATE

Legislative actions often frame the relationship between the government and the citizen. To this extent, legislators were asked to assess the treatment of people by public officials (Figure 6). About 74% of legislators responding from Hungary believe that the treatment of people by public officials definitely does or probably does depend on whom they know. Only about 26% believe that the treatment people receive from public officials probably does not depend on connections. The relationship between the citizen and the state is often best qualified in acute situations. Legislators were presented with government actions in case of a suspected terrorist threat (Figure 7). Almost 65% of legislators supported tapping people's telephone conversations, 63% supported the authorities' right to stop and search people on the street, and about 15% of respondents indicated that authorities should probably or definitely have the right to detain people for as long as they want without putting them on trial. Legislative work takes place in a framework of beliefs and values. Just over 36% of legislators indicate that people should follow their conscience on occasion. About 56% indicated that people should obey the law without exception (Figure 8).

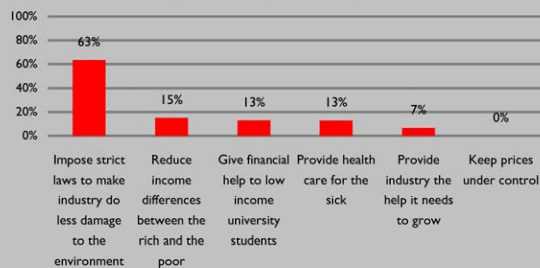
1. What should the Government do for the economy?

Percent indicating Strong Support or Support for.....



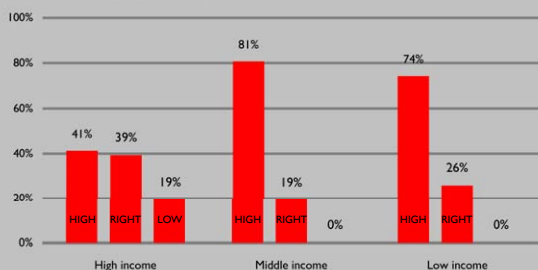
2. Should it be the Government's responsibility to....?

Percent indicating Definitely should be (top 6 out of 10 options)



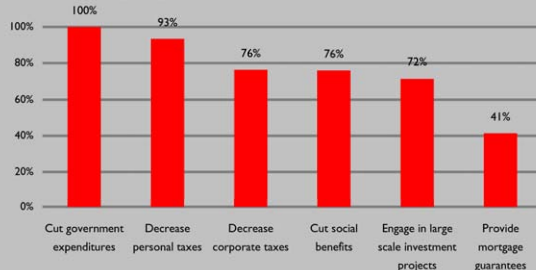
3. Describe taxes in your country for different income groups.

Percent indicating High, About Right, Low (can't choose excluded)



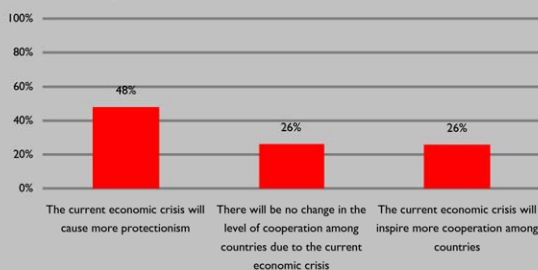
4. Support for Government response to the economic crisis.

Percent indicating Strongly in Favor or In Favor (6 highest ranked)



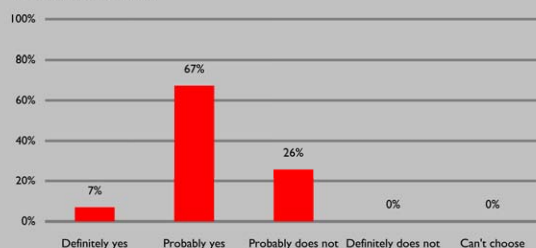
5. Impact of economic crisis on cooperation among countries.

Percent indicating impact of current crisis (can't choose excluded)



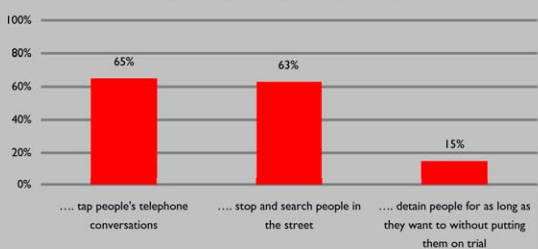
6. Does the treatment of people by public officials depend on who they know?

Percent indicating choice



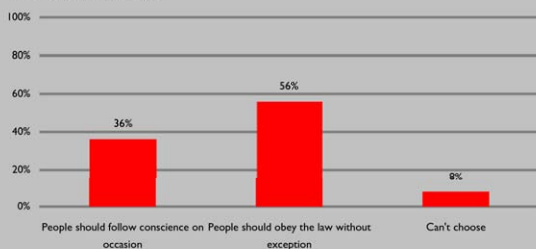
7. If the Government suspects a terrorist act was about to happen, should the authorities have the right to.....?

Percent indicating Definitely yes or Probably yes (can't choose excluded)



8. Should people obey the law without exception or follow conscience on occasion?

Percent indicating choice





AZ ÁLLAM SZEREPE 2009

www.udel.edu/ilsp



Utasítás

- Nyissa ki MS Word segítségével a kérdőívet
- Töltsd ki a válaszait a kérdőívekben
- A kitöltött kérdőívet mentse meg a számítógép-re
- Kérem küldje vissza a kitöltött kérdőívet az e-mailcímünkre: tibi@udel.edu

CÉL – A felmérés célja a jogalkotók vélemények kutatása az állam szerepéről 6-európai országban.

HATÁSKÖR – A kutatás körében az összes Cseh, Belga, Magyar, Ír, Holland és Szlovák törvényhozókkal fogunk kapcsolatba lépni.

TITOKTARTÁS – A válaszai szigorúan bizalmasak. A válaszait soha nem fogjuk nyilvánosságra hozni.

RÉSZVÉTEL – A kutatásban való részvétel önkéntes. Azonban az Ön válaszai nagyon fontosak.

Ha nem kívánja hogy jövőben kapcsolatba lépjünk a kérdőív kitöltése kapcsolatában, kérem küldjön egy e-mailt a címünkre: tibi@udel.edu.

NEHÉZSÉGEK – Ha nehézségei vannak elküldeni a válaszait e-mail-en keresztül, nyomtassa ki a kérdőívet, és küldje el postán keresztül a postai címünkre: University of Delaware, 292 Graham Hall, Newark, DE 19716, USA

Ha szeretne többet tudni a kutatásunkról legyen szíves nézze fel az internet oldalunkat:

www.udel.edu/ilsp

1. A kormánynak sok eszköze van amelyekkel az ország gazdasági életét befolyásolhatja. Kérem mindegyikről mondja el hogy mennyire ért vele egyet, vagy nem ért egyet vele. (Minden sorban válasszon egy feleletet)

	Teljesen egyetért	Egyetért	Nem ért egyet, nincs ellene	Nem ért egyet	Egyáltalán nem ért egyet	Nem tud választani
a. Az állami kiadások csökkentése.	47.0	46.1	6.9	0	0	0
b. Az állam anyagilag támogassa új munkahelyek létrehozását.	34.9	46.7	12.6	5.7	0	0
c. Az állam kevésbé szabályozza az üzleti életet.	0	43.5	17.7	28.5	10.4	0
d. Az állam támogassa az ipart új termékek/technológiák fejlesztésében.	25.8	35.8	38.3	0	0	0
e. Az állam támogassa a válságban levő iparágakat annak az érdekében, hogy a munkahelyeket megvédje.	10.3	44.9	37.9	6.9	0	0
f. Az állam csökkentse a heti munkaidőt hogy több embernek jusson munkalehetőség.	1.7	33.6	51.1	7.0	6.6	0

2. Az állam különböző kiadásokra fordíthatja bevételeit. Ön véleménye szerint, hol költsön többet, és hol kevesebbet az állam? Ne feledkezzen meg arról, hogy ha azt mondja, hogy 'sokkal többet', ez az adók növelését is jelentheti (hogy legyen miből többet költeni). (Minden sorban válasszon egy feleletet)

	Sokkal többet	Többet	Se többet se kevesebbet	Kevesebbet	Sokkal kevesebbet	Nem tud választani
a. Környezetvédelem	12.9	45.2	41.8	0	0	0
b. Egészségügyi ellátás	4.4	61.6	32.7	1.3	0	0
c. A bűnözés megfékezése	6.5	41.0	52.5	0	0	0
d. Oktatás	30.6	43.6	25.8	0	0	0
e. Katonaság és védelem	0	13.1	26.1	60.7	0	0
f. Nyugdíj	0	7.8	73.8	18.4	0	0
g. A munkanélküliek ellátása	0	1.3	80.6	18.1	0	0
h. A kultúra és a művészet	6.5	19.8	58.6	15.1	0	0

3. Az ön véleménye szerint az állam kötelessége-e gondoskodni a következő dolgokról?*(Minden sorban válasszon egy feleletet)*

	Feltétlenül kötelessége	Kötelessége	Inkább nem kötelessége	Semmi esetre sem kötelessége	Nem tud választani
a. munkát biztosítani mindenkinek, aki dolgozni akar	0	29.3	55.6	15.1	0
b. szabályozni az árakat	0	12.9	59.0	28.0	0
c. egészségügyi ellátást biztosítani a betegeknek	12.9	80.6	6.5	0	0
d. tisztességes életszínvonalat biztosítani az öregek számára	0	71.5	28.5	0	0
e. megadni az iparnak a támogatást amelyre szüksége van a fejlődéshez	6.6	41.5	36.7	15.3	0
f. tisztességes életszínvonalat biztosítani a munkanélkülieknek	0	39.2	45.7	15.1	0
g. csökkenteni a jövedelmi különbségeket a gazdagok és a szegények között	15.1	26.3	58.6	0	0
h. anyagi segítséget nyújtani a szegény családokból származó egyetemisták részére	13.0	87.0	0	0	0
i. rendes lakáskörülményeket biztosítani azok számára akik saját pénzükből nem tudják megfizetni	0	19.8	73.7	6.4	0
j. szigorú rendeletekkel arra kényszeríteni a vállalatokat, hogy a környezetet kevésbé rongálják	63.4	36.6	0	0	0

4. Az Ön véleménye szerint a magyar állam mennyire eredményes a következő területeken?*(Minden sorban válasszon egy feleletet)*

	Nagyon eredményes	Eredményes	Van hogy eredményes van hogy nem	Eredménytelen	Nagyon eredménytelen	Nem tud választani
a. Környezetvédelem	0	8.6	84.9	0	6.5	0
b. Egészségügyi ellátás	0	40.9	26.7	26.0	6.5	0
c. A bűnözés megfékezése	0	26.2	41.4	19.4	13.0	0
d. Oktatás	0	26.2	47.4	19.9	6.5	0
e. Katonaság és védelem	0	45.6	21.6	12.9	13.0	6.9
f. Nyugdíj	6.4	32.7	34.9	19.4	6.5	0
g. A munkanélküliek ellátása	0	43.5	43.5	12.9	0	0
h. A kultúra és a művészet	6.5	21.6	52.1	19.9	0	0

5. Ha az állam arra gyanakszik, hogy terrorista akció van készülében, akkor az Ön véleménye szerint meg kell-e adni a hatóságoknak arra a jogot hogy*(Minden sorban válasszon egy feleletet)*

	Feltétlenül meg kell adni a jogot	Inkább igen	Inkább nem	Semmiképpen sem szabad megadni rá a jogot	Nem tud választani
a. embereket bírósági eljárás nélkül is fogva tarthassanak, addig ameddig csak akarják	0	15.1	44.0	41.0	0
b. lehallgathassák az emberek telefon beszélgetéseit	6.5	58.6	28.5	6.5	0
c. az utcán véletlenszerűen igazoltathassák az embereket	6.5	56.5	30.6	6.4	0

6. Az Ön véleménye szerint..... (Válasszon egy feleletet)

- a. 55.9 minden körülmény között engedelmeskednünk kell a törvényeknek, VAGY
 b. 36.2 vannak olyan helyzetek, amikor a saját belátásunk szerint kell cselekednünk, ha ez a törvények megsértéséhez is vezet
 c. 7.9 Nem tudok választani

7. Sokféle módja van annak hogy egyének vagy szervezetek tiltakozzanak a kormány ellen. Ön szerint, meg kell-e engedni az embereknek és a szervezeteknek hogy a kormány ellen..... (Minden sorban válasszon egy feleletet)

	Feltétlenül meg kell engedni	Talán meg kell engedni	Ínkább nem kell megengedni	Semmiképpen sem szabad megengedni	Nem tud választani
a. nyilvános gyűléseket szervezzenek?	100	0	0	0	0
b. tüntetéseket, felvonulásokat szervezzenek?	100	0	0	0	0
c. országos sztrájkot szervezzenek az összes dolgozó részvételével?	93.6	6.4	0	0	0

8. Vannak olyan emberek, akikre azt mondják: szélsőséges nézeteik vannak, pl. forradalommal akarják megdönteni a kormányt. Ön szerint, meg kell-e engedni hogy ezek az emberek (Minden sorban válasszon egy feleletet)

	Feltétlenül meg kell engedni	Talán meg kell engedni	Ínkább nem kell megengedni	Semmiképpen sem szabad megengedni	Nem tud választani
a. nyilvános gyűléseket tartsanak nézeteik hangoztatására?	35.0	19.4	32.7	12.9	0
c. nézeteiket hirdető könyveket jelentessenek meg?	34.9	50.0	8.6	6.4	0

9. Minden bíróság hozhat hibás döntést. Ön szerint melyik a rosszabb? (Válasszon egy feleletet)

- a. 61.2 Ítélni egy ártatlan embert, VAGY
 b. 19.5 futni hagyni egy bűnöst
 c. 19.4 Nem tudok választani

10. Mi a véleménye az adók jelenlegi mértékéről Magyarországon?**10.1 Az adók a magas jövedelműek számára..... (Válasszon egy feleletet)**

- a. 6.5 sokkal magasabbak, mint kellene
 b. 34.9 magasabbak, mint kellene
 c. 39.3 megfelelőek
 d. 19.4 alacsonyabbak, mint kellene
 e. 0 sokkal alacsonyabbak, mint kellene
 f. 0 nem tudok választani

10.2 Az adók a közepes jövedelműek számára..... (Válasszon egy feleletet)

- a. 6.5 sokkal magasabbak, mint kellene
 b. 74.2 magasabbak, mint kellene
 c. 19.3 megfelelőek
 d. 0 alacsonyabbak, mint kellene
 e. 0 sokkal alacsonyabbak, mint kellene
 f. 0 nem tudok választani

10.3 Az adók az alacsony jövedelműek számára (Válasszon egy feleletet)

- a. 13.0 sokkal magasabbak, mint kellene
 b. 61.2 magasabbak, mint kellene
 c. 25.8 megfelelőek
 d. 0 alacsonyabbak, mint kellene
 e. 0 sokkal alacsonyabbak, mint kellene
 f. 0 nem tudok választani

11. Mennyire ért egyet, vagy nem ért egyet a következő kijelentésekkel?**11.1 “Csak néhány olyan ember van, akiben teljesen megbízom” (Válasszon egy feleletet)**

- a. 21.6 teljesen egyetértek
- b. 44.0 egyetértek
- c. 0 se nem értek egyet, se nem vagyok ellene
- d. 34.5 nem értek egyet
- e. 0 egyáltalán nem értek egyet
- f. 0 nem tudok választani

11.2 “Ha az ember nem elég óvatos, akkor a többi ember ki fogja használni” (Válasszon egy feleletet)

- a. 0 teljesen egyetértek
- b. 39.7 egyetértek
- c. 32.3 se nem értek egyet, se nem vagyok ellene
- d. 28.0 nem értek egyet
- e. 0 egyáltalán nem értek egyet
- f. 0 nem tudok választani

12. Ön véleménye szerint Magyarországon az, hogy a közhivatalnokok kivel hogyan bánnak, függ-e attól, hogy az illető kit ismer, milyen kapcsolatai vannak? (Válasszon egy feleletet)

- a. 6.9 határozottan függ attól
- b. 67.3 inkább függ tőle
- c. 25.8 inkább nem függ tőle
- d. 0 egyáltalán nem függ tőle
- e. 0 nem tudok választani

13. Véleménye szerint Magyarországon hány politikus érintett korrupciós ügyekben? (Válasszon egy feleletet)

- a. 0 szinte senki
- b. 6.4 csak néhányan
- c. 59.0 kevesen
- d. 34.5 elég sokan
- e. 0 majdnem mindegyik
- f. 0 nem tudok választani

14. Figyelembe véve a jelenlegi globális pénzügyi és gazdasági válságot, mi legyen a kormány reakciója? Ön személyesen melyik reakciót támogatja vagy elutasítja? (Minden sorban válasszon egy feleletet)

	Feltétlenül támogatom	Támogatom	Elutasítom	Feltétlenül elutasítom	Nem tud választani
a. <u>A társasági adó csökkentése</u> (állami bevételek csökkenése ellenére)	30.3	46.0	21.9	1.8	0
b. <u>A személyi jövedelem adó csökkentése</u> (állami bevételek csökkenése ellenére)	0	93.4	6.6	0	0
c. <u>A társasági adó emelése</u> (lelassuló gazdasági növekedés ellenére)	8.6	0	72.0	19.4	0
d. <u>A személyi jövedelem adó emelése</u> (lelassuló gazdasági növekedés ellenére)	0	6.4	74.1	19.4	0
e. A szociális juttatások csökkentése (nyugdíjak, a munkanélküliek támogatása, fogyatékosági járlék)	0	75.9	17.6	6.5	0
f. Nagy befektetések / építkezési projektekben való részvétel	22.9	48.7	21.6	0	6.9
g. Az állami kiadások csökkentése	32.4	67.6	0	0	0
h. Külföldi munkavállalók foglalkoztatásának korlátozása	0	21.6	63.3	15.1	0
i. Jelzáloghitelek garanciája	0	41.4	34.5	6.5	17.6
j. A mérgező hitelek megvásárlása célal alapított bank lérehozása	0	28.0	34.5	13.4	24.1

15. Figyelembe véve a jelenlegi globális pénzügyi és gazdasági válságot, mi legyen a kormány prioritása Magyarországon a következő 12 hónapban? *(Rangsorolja a lehetőségeket, 1-legfontosabb, 5-legkevésbé fontos)*

- | | | | |
|---|-------|---|---------------------------------------|
| a. a munkahelyek megvédése | 41.1% | 1 | (1-legfontosabb, 5-legkevésbé fontos) |
| b. az államháztartási hiány csökkentése | 43.6% | 2 | (1-legfontosabb, 5-legkevésbé fontos) |
| c. az üzleti környezet javítása | 33.1% | 3 | (1-legfontosabb, 5-legkevésbé fontos) |
| d. a bank szektor stabilizációja | 37.5% | 4 | (1-legfontosabb, 5-legkevésbé fontos) |
| e. a gazdaság ösztönzése
állami kiadások révén | 37.0% | 4 | (1-legfontosabb, 5-legkevésbé fontos) |

16. Az Ön véleménye szerint még hány hónapig fog tartani a jelenlegi gazdasági válság Magyarországon?
(Írja le a hónapok számát)

Becslésem szerint a jelenlegi gazdasági visszaesés Magyarországon még átlagban 19.4. hónapot fog tartani.

17. Az Ön véleménye szerint a jelenlegi globális gazdasági visszaesés buzdítottani fogja az államok közötti kooperációt vagy a protekciónizmus szintjét fogja növelni az elkövetkező 2 évben? *(Válasszon egy feleletet)*

- a. 25.8 A jelenlegi globális gazdasági visszaesés buzdítottani fogja az államok közötti kooperációt.
b. 48.0 A jelenlegi globális gazdasági visszaesés a protekciónizmus szintjét fogja növelni.
c. 26.2 A jelenlegi globális gazdasági visszaesés nem fogja befolyásolni az államok közötti kooperációt.
d. 0 Nem tudok választani

18. Figyelembe véve a jelenlegi globális pénzügyi válságot Ön személyesen támogatja vagy elutasítja a pénzügyi piac felügyeletének szigorítását Magyarországon? *(Válasszon egy feleletet)*

- a. 32.3 Feltétlenül támogatom a pénzügyi piac felügyeletének szigorítását Magyarországon.
b. 59.1 Támogatom a pénzügyi piac felügyeletének szigorítását Magyarországon.
c. 8.6 Elutasítom a pénzügyi piac felügyeletének szigorítását Magyarországon.
d. 0 Feltétlenül elutasítom a pénzügyi piac felügyeletének szigorítását Magyarországon.
e. 0 Nem tudok választani

19. Melyik évben született? *(Töltse ki az évet)*

Nem alkalmazandó születési év

20. Mi az Ön családi állapota? *(Válasszon egy lehetőséget)*

- a. Nem alkalmazandó nőtlen/hajadon
b. Nem alkalmazandó házas
c. Nem alkalmazandó özvegy
d. Nem alkalmazandó más

21. Körülbelül hány lakósa volt a településnek ahol Ön lakott az érettségije idején?

(Töltse ki a lakóssok számát)

Nem alkalmazandó

22. Mi az Ön neme? *(Válasszon egy lehetőséget)*

- a. Nem alkalmazandó nő
b. Nem alkalmazandó férfi

23. Melyik pártot képviseli Ön a parlamentben? *(Töltse ki a párt nevét)*

Nem alkalmazandó

KÖSZÖNJÜK A KÉRDŐÍV KITÖLTÉSÉT.

**KÉREM KÜLDJE VISSZA A KITÖLTÖTT KÉRDŐÍVET
E-MAIL-EN KERESZTÜL A CÍMUNKRE:
tibi@udel.edu**

Ha nehézségei vannak elküldeni a válaszait e-mail-en keresztül, nyomtassa ki a kérdőívet, és küldje el postán keresztül a postai címunkre

UNIVERSITY OF DELAWARE
292 GRAHAM HALL
NEWARK, DE 19716
USA

**Ha szeretne többet tudni a Nemzetközi Torvényhozó Testületek Felmérő Kutatásról
legyen szíves nézze fel az internet oldalunkat: www.udel.edu/ilsp**

IRELAND

Number of legislators	225
Undeliverable	2
Refused response	6
Completed questionnaires	50
Effective response rate	23%

ECONOMY

Ireland's economic success in the last 15 years and the economic downturn in the last 9 months have provoked renewed discussion on the role of the government in the economy. Irish legislators were asked to indicate their preference for government involvement in the economy today (Figure 1). Respondents show strong support for industry to develop new technology (100%), followed by government financing of projects to create jobs (91%) and cutting government spending (66%). Interestingly only about 19% of respondents support decreasing government regulation of business. The issue of government responsibility is addressed next. Legislators were offered 10 different areas of influence. There are three responsibilities with over 80% support among legislators – providing decent standard of living for the old, providing health care for the sick and providing decent housing for those who can't afford it. Governments often have to balance increasing taxes to pay for services and decreasing taxes to encourage domestic consumption. In Ireland a plurality of respondents indicates that taxes are just right for all three income groups (Figure 3). Over 80% of respondents indicate that taxes are just right for the high income group.

ECONOMIC SLOWDOWN

The current global economic slowdown frames much of current government action; this is especially the case in Ireland that has felt the economic downturn more because of its relative size and openness. About 90% of responding Irish legislators are in favor of engaging in large scale investment projects and increasing personal taxes (Figure 4). This seems to contradict the data from the previous chart where more than half of the respondents indicate that taxes are just right. This contradiction is on the surface only - the taxes are just right for the groups however, because of the economic crisis the state is experiencing higher demand for



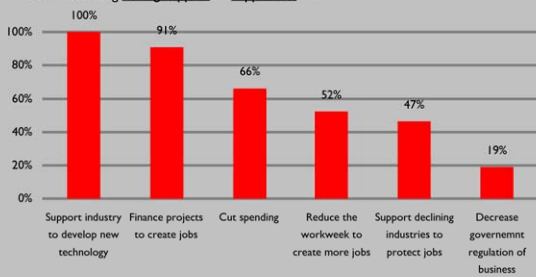
services and those need to be financed. The impact of the current economic crisis in individual countries is exacerbated by the interconnected nature of economic activity. Legislators in Ireland are evenly split (38% and 38%) between more cooperation and more protectionism due to the current economic crisis (Figure 5). About 24% also indicate that the current economic slowdown will not have any impact on the level of cooperation among countries.

CITIZEN AND THE STATE

Legislative actions often frame the relationship between the government and the citizen. To this extent, legislators were asked to assess the treatment of people by public officials (Figure 6). About 57% of legislators responding from Ireland believe that the treatment of people by public officials probably does depend on whom they know. None of the legislators reported thinking that the treatment people get from officials definitely depends on whom they know. Only about 26% believe that the treatment people receive from public officials probably does not depend on whom people know. About 18% of legislators are convinced that having contacts has no influence on the treatment people get from public officials. The relationship between the citizen and the state is often best qualified in acute situations. Legislators were presented with government actions in case of a suspected terrorist threat (Figure 7). Almost 43% of legislators supported tapping people's telephone conversations, 18% supported the authorities' right to stop and search people on the street and about 16% of respondents indicated that authorities should probably or definitely have the right to detain people for as long as they want without putting them on trial. Legislative work takes place in a framework of beliefs and values. About 73% of legislators indicated that people should follow their conscience on occasion. About 27% indicated that people should obey the law without exception (Figure 8).

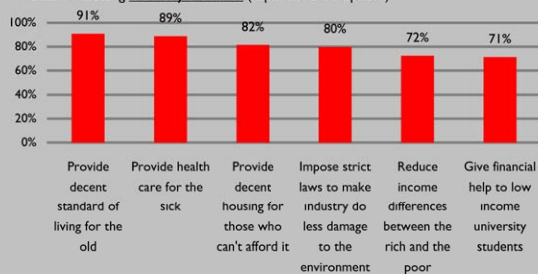
1. What should the Government do for the economy?

Percent indicating Strong Support or Support for.....



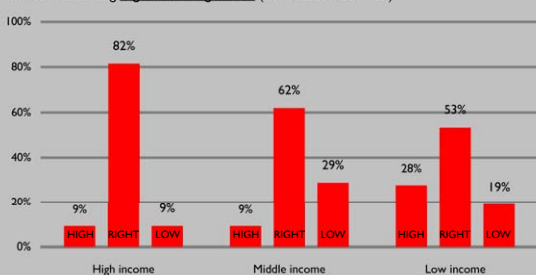
2. Should it be the Government's responsibility to....?

Percent indicating Definitely should be (top 6 out of 10 options)



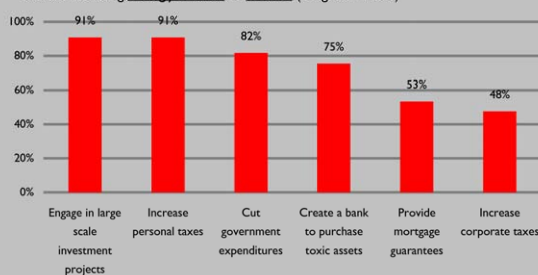
3. Describe taxes in your country for different income groups.

Percent indicating High, About Right, Low (can't choose excluded)



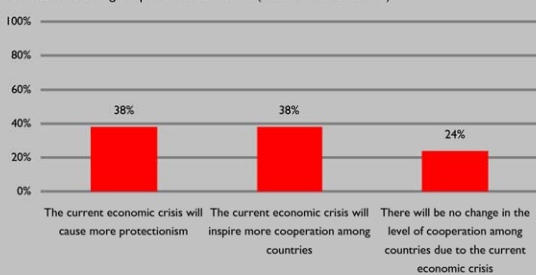
4. Support for Government response to the economic crisis.

Percent indicating Strongly in Favor or In Favor (6 highest ranked)



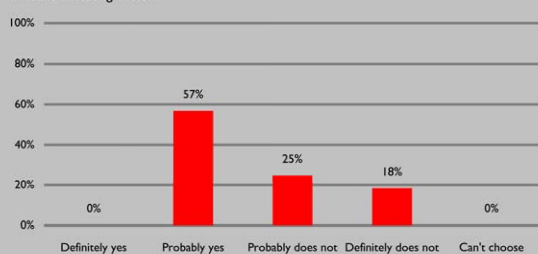
5. Impact of economic crisis on cooperation among countries.

Percent indicating impact of current crisis (can't choose excluded)



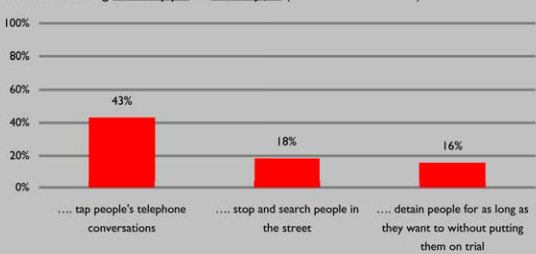
6. Does the treatment of people by public officials depend on who they know?

Percent indicating choice



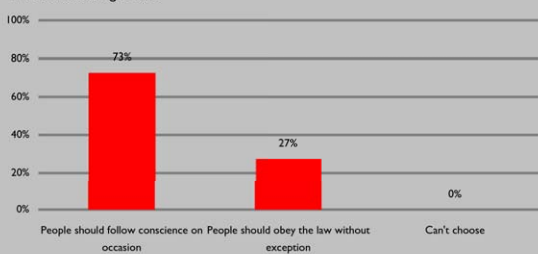
7. If the Government suspects a terrorist act was about to happen, should the authorities have the right to.....?

Percent indicating Definitely yes or Probably yes (can't choose excluded)



8. Should people obey the law without exception or follow conscience on occasion?

Percent indicating choice.





ROLE OF GOVERNMENT 2009

www.udel.edu/ilsp



INSTRUCTIONS

- Open the questionnaire using Word (do not print it)
- Answer all the questions (by clicking the gray checkboxes)
- Save the completed questionnaire
- Send the completed questionnaire as an attachment by e-mail to: tibi@udel.edu

PURPOSE – The results of this survey will be used to study the opinions of legislators in 6 European countries on issues related to the Role of Government.

SCOPE – You have been selected to participate in this study because you are a legislator in one of these countries: the Czech Republic, Belgium, Hungary, Ireland, the Netherlands, or the Slovak Republic.

CONFIDENTIALITY – Your responses will be kept strictly confidential. We will never disclose any personally identifiable information about you or your responses

PARTICIPATION – Your participation in this study is voluntary. However, your responses are important.

OPT OUT – If you prefer not to be contacted with a request to complete this questionnaire, please send an e-mail message with your name to tibi@udel.edu.

DIFFICULTIES – If you are having difficulties saving or e-mailing this questionnaire, please print it, complete it on paper and send it to our postal address at: University of Delaware, 292 Graham Hall, Newark, De 19716, USA

If you would like to find out more about this project, please visit our web site at:
www.udel.edu/ilsp

1. Here are some things the government might do for the economy. Please show which actions you favor and which you are against. (Choose one box on each line)

	Strongly in favor of	In favor of	Neither in favor of nor against	Against	Strongly against	Can't choose
a. Cuts in government spending	18.4	47.8	15.6	9.0	9.2	0
b. Government financing of projects to create jobs	72.4	18.4	0	9.2	0	0
c. Less government regulation of business	9.2	9.8	18.4	24.8	37.8	0
d. Support for industry to develop new products and technology	54.5	45.5	0	0	0	0
e. Support for declining industries to protect jobs	11.3	35.2	24.9	21.1	7.5	0
f. Reducing the workweek to create more jobs	10.1	42.3	9.5	28.7	9.4	0

2. Listed below are various areas of government spending. Please show whether you would like to see more or less government spending in each area. Remember that if you say much more, it might require a tax increase to pay for it. (Choose one box on each line)

	Spend much more	Spend more	Spend the same as now	Spend less	Spend much less	Can't choose
a. The environment	28.8	43.8	27.4	0	0	0
b. Health	26.6	18.8	45.4	9.2	0	0
c. The police and law enforcement	3.8	32.6	44.6	18.9	0	0
d. Education	41.8	30.0	19.0	9.2	0	0
e. The military and defense	0	0	54.9	30.0	15.1	0
f. Old age pensions	9.2	25.3	65.4	0	0	0
g. Unemployment benefits	0	20.3	70.4	9.2	0	0
h. Culture and the arts	0	52.8	28.2	18.9	0	0

CONTINUE ON PAGE 2

3. On the whole, do you think it should or should not be the government's responsibility to....*(Choose one box on each line)*

	Definitely should be	Probably should be	Probably should not be	Definitely should not	Can't choose
a. provide a job to everyone who wants it	34.6	0	47.2	18.2	0
b. keep prices under control	18.5	53.5	0	9.2	18.8
c. provide health care for the sick	88.8	11.2	0	0	0
d. provide decent standard of living for the old	90.8	9.2	0	0	0
e. provide industry the help it needs to grow	37.8	62.2	0	0	0
f. provide decent standard of living for the unemployed	52.8	38.0	9.2	0	0
g. reduce income differences between the rich and the poor	72.4	9.2	9.2	9.2	0
h. give financial help to university students from low income families	71.3	9.4	0	19.3	0
i. provide decent housing for those who can't afford it	81.5	18.5	0	0	0
j. impose strict laws to make industry do less damage to the environment	79.7	20.3	0	0	0

4. How successful do you think the government in your country is nowadays in each of the following areas?*(Choose one box on each line)*

	Very successful	Quite successful	Neither successful nor unsuccessful	Quite unsuccessful	Very unsuccessful	Can't choose
a. The environment	0	56.4	33.8	9.8	0	0
b. Health	0	19.0	18.4	53.4	9.2	0
c. The police and law enforcement	0	46.4	43.8	9.8	0	0
d. Education	0	43.7	27.7	28.6	0	0
e. The military and defense	0	36.7	63.3	0	0	0
f. Old age pensions	9.2	62.6	19.0	9.2	0	0
g. Unemployment benefits	0	81.5	9.2	9.2	0	0
h. Culture and the arts	0	28.0	43.8	28.2	0	0

5. Suppose the government suspected that a terrorist act was about to happen. Do you think the authorities have the right to *(Choose one on each line)*

	Definitely should have have right	Probably should have right	Probably should not have right	Definitely should not have right	Can't choose
a. detain people for as long as they want without putting them on trial	0	15.8	36.2	47.9	0
b. tap people's telephone conversations	9.2	33.9	47.0	9.8	0
c. stop an search people in the street at random	9.2	9.2	62.6	19.0	0

6. In general, would you say that people should obey the law without exception, or are there exceptional occasions on which people should follow their consciences even if it means breaking the law? *(Choose one)*

- a. 27.4 Obey the law without exception
- b. 72.6 Follow conscience on occasions
- c. 0 Can't choose

7. There are many ways people or organizations can protest against a government action they strongly oppose. Please show which you think should be allowed and which should not be allowed. *(Choose one box on each line)*

	Definitely	Probably	Probably not	Definitely not	Can't choose
a. Organizing public meetings to protest against government	90.2	9.8	0	0	0
b. Organizing protest marches and demonstrations	90.0	10.0	0	0	0
c. Organizing a nationwide strike of all workers against the government	53.4	27.7	9.2	9.8	0

8. There are some people whose views are considered extreme by the majority. As, for example, people who want to overthrow the government by revolution. Do you think such people should be allowed to..... *(Choose one box on each line)*

	Definitely	Probably	Probably not	Definitely not	Can't choose
a. hold public meetings to express their views?	62.1	28.8	9.2	0	0
c. publish books expressing their views?	60.2	39.8	0	0	0

9. All systems of justice make mistakes, but which do you think are worse? *(Choose one)*

- a. 90.2 To convict an innocent person.
- b. 9.8 To let a guilty person go free.
- c. 0 Can't choose

10. Generally, how would you describe taxes (all taxes together such as wage deductions, income tax, tax on goods and services) in your country today?

10.1 First, for those with high incomes, taxes are..... *(Choose one)*

- a. 0 Much too high
- b. 9.2 Too high
- c. 0 About right
- d. 81.5 Too low
- e. 9.2 Much too low
- f. 0 Can't choose

10.2 Next, for those with middle incomes, taxes are.... *(Choose one)*

- a. 0 Much too high
- b. 9.2 Too high
- c. 62.0 About right
- d. 28.8 Too low
- e. 0 Much too low
- f. 0 Can't choose

10.3 Next, for those with low incomes, taxes are.... *(Choose one)*

- a. 0 Much too high
- b. 27.7 Too high
- c. 53.3 About right
- d. 19.0 Too low
- e. 0 Much too low
- f. 0 Can't choose

11. To what extent do you agree or disagree with the following statements?**11.1 “There are only a few people I can trust completely”** *(Choose one)*

- a. 0 Strongly agree
- b. 38.0 Agree
- c. 0 Neither agree nor disagree
- d. 62.0 Disagree
- e. 0 Strongly disagree
- f. 0 Can't choose

11.2 “If you are not careful, other people will take advantage of you” *(Choose one)*

- a. 0 Strongly agree
- b. 53.0 Agree
- c. 28.0 Neither agree nor disagree
- d. 19.0 Disagree
- e. 0 Strongly disagree
- f. 0 Can't choose

12. Do you think that the treatment people get from public officials in your country depends on who they know?
(Choose one)

- a. 0 Definitely yes
- b. 56.8 Probably yes
- c. 24.8 Probably does not
- d. 18.4 Definitely does not
- e. 0 Can't choose

13. In your opinion, about how many politicians in your country are involved in corruption?
(Choose one)

- a. 28.2 Almost none
- b. 25.3 A few
- c. 37.3 Some
- d. 0 Quite a lot
- e. 0 Almost all
- f. 9.2 Can't choose

14. In light of the global financial and economic crisis, what do you think should be your country's government's response? Please indicate which one of these options are YOU in favor of and which one YOU oppose?
(Choose one box on each line)

	Strongly in favor of	In favor of	Against	Strongly against	Can't choose
a. <u>decrease corporate</u> taxes (even if it means lower budget revenues)	0	18.5	43.7	37.8	0
b. <u>decrease personal</u> taxes (even if it means lower budget revenues)	0	9.2	33.9	56.8	0
c. <u>increase corporate</u> taxes (even if it means slower economic growth)	0	47.6	18.4	18.5	15.6
d. <u>increase personal</u> taxes (even if it means slower economic growth)	0	90.8	9.2	0	0
e. cut social benefits (retirement, unemployment benefits, disability)	0	18.9	47.0	34.0	0
f. engage in large scale investment/building projects	28.0	62.7	9.2	0	0
g. cut government expenditures	18.4	63.3	18.3	0	0
h. curtail the employment of foreign workers	0	10.0	63.3	9.2	17.5
i. provide a guarantee for mortgages	9.2	53.4	37.4	0	0
j. create a bank that would buy up toxic assets	9.2	66.2	9.0	0	15.6

15. In light of the global financial and economic crisis what do you think should your government's priority be in the next 12 months? *(Please rank the options below 1 highest priority, 5 lowest priority- type in the number)*

- | | | | |
|--|-------|---|---|
| a. maintain employment | 43.6% | 1 | (rank from 1 highest priority to 5 lowest priority) |
| b. minimize budget deficits | 37.9% | 1 | (rank from 1 highest priority to 5 lowest priority) |
| c. enhance business environment | 34.6% | 4 | (rank from 1 highest priority to 5 lowest priority) |
| d. stabilize banking sector | 34.6% | 3 | (rank from 1 highest priority to 5 lowest priority) |
| e. stimulate economy through government spending | 34.6% | 2 | (rank from 1 highest priority to 5 lowest priority) |

16. What is your estimate, how many more months will the current economic downturn last in your country? *(Type in months)*

I estimate that the current economic downturn will last 27.8 (mean) more months in my country.

17. In the horizon of 2 years, do you expect that the current global economic downturn will inspire more cooperation among countries or cause protectionism? *(Choose one)*

- a. 32.0 The current economic crisis will inspire more cooperation among countries
- b. 32.8 The current economic crisis will cause more protectionism
- c. 19.4 There will be no change in the level of cooperation between countries due to the global economic crisis
- d. 15.9 Can't choose

18. In light of the financial crisis are you in favor of or do you oppose additional government oversight for the financial industry in your country? *(Choose one)*

- a. 77.1 I am strongly in favor of additional government oversight for the financial industry in my country
- b. 22.9 I am in favor of additional government oversight for the financial industry in my country
- c. 0 I oppose additional government oversight for the financial industry in my country
- d. 0 I strongly oppose additional government oversight for the financial industry in my country
- d. 0 Can't choose.

19. In what year were you born? *(Type your answer)*

suppressed year

20. What is your marital status? *(Choose one)*

- a. suppressed single
- b. suppressed married
- c. suppressed widowed
- d. suppressed other

21. Approximately, how many people resided in the city/town/village where you lived at the time of your high school graduation? *(Type your answer)*

suppressed

22. Please indicate your gender. *(Choose one)*

- a. suppressed female
- b. suppressed male

23. Which political party do you represent in this legislature? *(Type your answer)*

suppressed

**THANK YOU FOR COMPLETING THE INTERNATIONAL LEGISLATOR
SURVEY PROJECT'S QUESTIONNAIRE ON THE ROLE OF GOVERNMENT.**

**PLEASE SAVE THIS COMPLETED QUESTIONNAIRE
TO YOUR COMPUTER
AND
SEND IT AS AN ATTACHMENT BY EMAIL TO:
tibi@udel.edu**

**IF YOU ARE HAVING DIFFICULTIES SAVING OR EMAILING THIS QUESTIONNAIRE, PLEASE PRINT IT OUT
AND SEND IT TO OUR MAILING ADDRESS AT:**

UNIVERSITY OF DELAWARE
292 GRAHAM HALL
NEWARK, DE 19716
USA

IF YOU WOULD LIKE TO FIND OUT MORE ABOUT THIS PROJECT,
PLEASE VISIT OUR WEB PAGE AT: www.udel.edu/ilsp

NETHERLANDS

Number of legislators	223
Undeliverable	11
Refused response	18
Completed questionnaires	35
Effective response rate	18%



ECONOMY

Diverging opinions on the role of government in the economy are common. Legislators from the Netherlands were asked to indicate their preference on this issue (Figure 1). Responses indicate that 95% of legislators are in favor of government financing of projects to create new jobs, followed by 64% of legislators indicating being in favor of supporting industry to develop new technology. The other government actions are supported by significantly lower proportion of legislators. The issue of government responsibility is addressed next. Legislators were offered 10 different areas of influence (Figure 2).

The respondents are most likely to indicate government responsibility when it comes to imposing strict laws to make industry do less environmental damage (76%), providing health care for the sick, and providing a decent standard of living for the old. Not tabulated here are the 5% support for the provision of jobs to everyone who wants it and 0% support to assign to the government the responsibility to keep prices under control. Governments often have to balance increasing taxes to pay for services and decreasing taxes to encourage domestic consumption. More than half of responding Dutch legislators indicates that taxes for all groups are just about right (Figure 3). About 32% of responding legislators indicate taxes for the middle income group to be too high.

ECONOMIC SLOWDOWN

The current global economic slowdown frames much of current government action in the Netherlands. As a response to the current economic crisis, about 87% of legislators support the engagement of the government in large scale investment projects and 75% support the creation of a bank to buy up toxic assets (Figure 4). The other government actions intended to combat the current economic crisis receive less than 50% support from Dutch legislators. The impact of the current economic crisis in individual countries is exacerbated

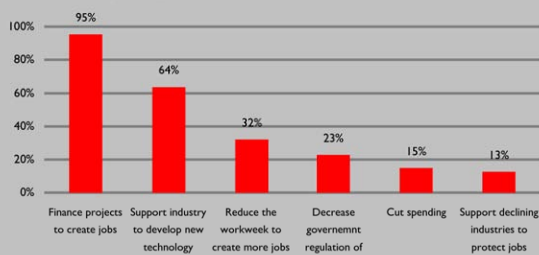
by the interconnected nature of economic activity. Legislators were asked to indicate their own estimate of the impact of this slowdown on cooperation among countries (Figure 5). About 65% of Dutch legislators indicated that they expect that the current economic slowdown will cause more protectionism. About 26% of respondents indicated that the economic crisis of today will cause more cooperation among countries. About 10% of responding legislators from the Netherlands expect unchanged levels of cooperation among countries due to the economic crisis.

CITIZEN AND THE STATE

Legislative actions often frame the relationship between the government and the citizen. To this extent, legislators were asked to assess the treatment of people by public officials (Figure 6). About 43% of legislators responding believe that the treatment of people by public officials probably does depend on whom they know. About a quarter of the legislators indicate that the treatment people receive definitely does not depend on whom people know. Still, about 32% of them estimate that the treatment people get from public officials is dependent on their contacts. The relationship between the citizen and the state is often best qualified in acute situations. Legislators were presented with government actions in case of a suspected terrorist threat (Figure 7). Almost 38% of legislators supported tapping people's telephone conversations, 25% supported the authorities' right to stop and search people on the street and none of the respondents indicated that authorities should probably or definitely have the right to detain people for as long as they want without putting them on trial. Legislative work takes place in a framework of beliefs and values. Just over 86% of legislators indicate that people should follow their conscience on occasion. About 14% indicated that people should obey the law without exception (Figure 8).

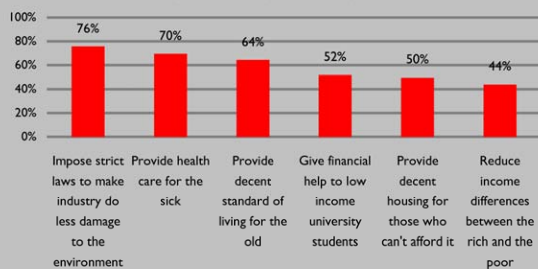
1. What should the Government do for the economy?

Percent indicating Strong Support or Support for.....



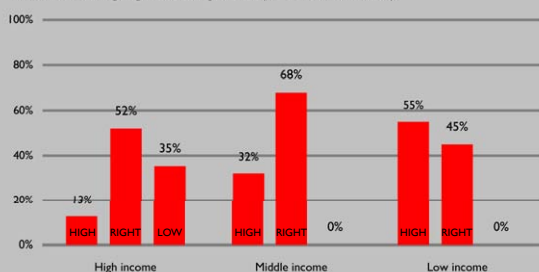
2. Should it be the Government's responsibility to....?

Percent indicating Definitely should be (top 6 out of 10 options)



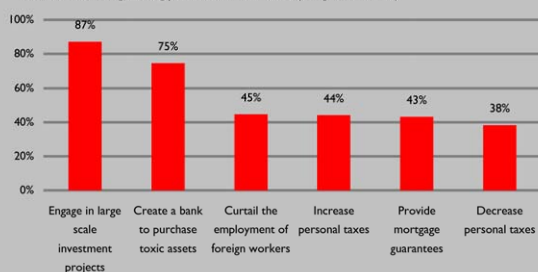
3. Describe taxes in your country for different income groups.

Percent indicating High, About Right, Low (can't choose excluded)



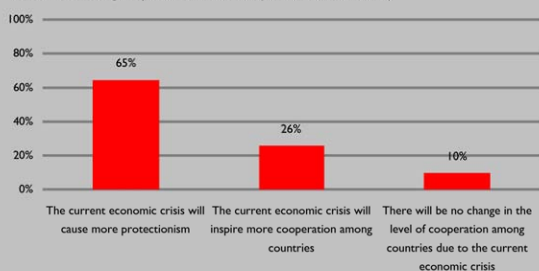
4. Support for Government response to the economic crisis.

Percent indicating Strongly in Favor or In Favor (6 highest ranked)



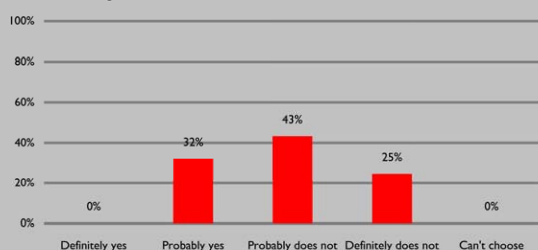
5. Impact of economic crisis on cooperation among countries.

Percent indicating impact of current crisis (can't choose excluded)



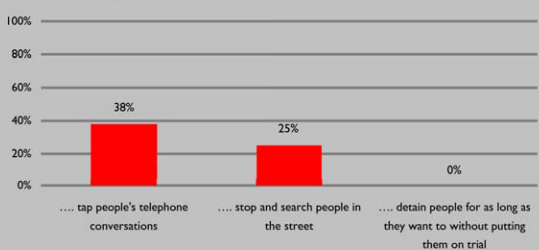
6. Does the treatment of people by public officials depend on who they know?

Percent indicating choice



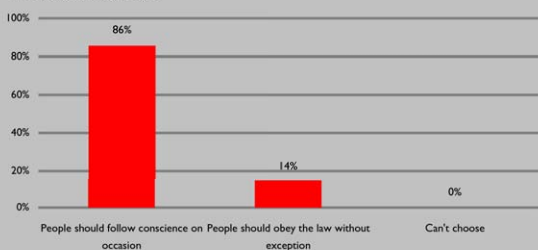
7. If the Government suspects a terrorist act was about to happen, should the authorities have the right to.....?

Percent indicating Definitely yes or Probably yes (can't choose excluded)



8. Should people obey the law without exception or follow conscience on occasion?

Percent indicating choice





ROLE OF GOVERNMENT 2009

www.udel.edu/ilsp



INSTRUCTIONS

- Open the questionnaire using Word (do not print it)
- Answer all the questions (by clicking the gray checkboxes)
- Save the completed questionnaire
- Send the completed questionnaire as an attachment by e-mail to: tibi@udel.edu

PURPOSE – The results of this survey will be used to study the opinions of legislators in 6 European countries on issues related to the Role of Government.

SCOPE – You have been selected to participate in this study because you are a legislator in one of these countries: the Czech Republic, Belgium, Hungary, Ireland, the Netherlands, or the Slovak Republic.

CONFIDENTIALITY – Your responses will be kept strictly confidential. We will never disclose any personally identifiable information about you or your responses

PARTICIPATION – Your participation in this study is voluntary. However, your responses are important.

OPT OUT – If you prefer not to be contacted with a request to complete this questionnaire, please send an e-mail message with your name to tibi@udel.edu.

DIFFICULTIES – If you are having difficulties saving or e-mailing this questionnaire, please print it, complete it on paper and send it to our postal address at: University of Delaware, 292 Graham Hall, Newark, De 19716, USA

If you would like to find out more about this project, please visit our web site at:
www.udel.edu/ilsp

1. Here are some things the government might do for the economy. Please show which actions you favor and which you are against. (Choose one box on each line)

	Strongly in favor of	In favor of	Neither in favor of nor against	Against	Strongly against	Can't choose
a. Cuts in government spending	12.6	2.3	34.9	50.2	0	0
b. Government financing of projects to create jobs	0	95.3	4.7	0	0	0
c. Less government regulation of business	14.8	8.0	2.7	35.4	39.2	0
d. Support for industry to develop new products and technology	12.9	50.8	23.7	0	12.6	0
e. Support for declining industries to protect jobs	0	12.6	30.7	12.9	43.9	0
f. Reducing the workweek to create more jobs	0	32.1	12.9	55.0	0	0

2. Listed below are various areas of government spending. Please show whether you would like to see more or less government spending in each area. Remember that if you say much more, it might require a tax increase to pay for it. (Choose one box on each line)

	Spend much more	Spend more	Spend the same as now	Spend less	Spend much less	Can't choose
a. The environment	46.8	40.3	0	0	12.9	0
b. Health	17.7	39.6	42.7	0	0	0
c. The police and law enforcement	0	25.1	55.3	19.5	0	0
d. Education	66.4	23.7	9.9	0	0	0
e. The military and defense	0	0	0	36.6	63.4	0
f. Old age pensions	19.5	25.1	55.3	0	0	0
g. Unemployment benefits	0	43.9	43.3	12.9	0	0
h. Culture and the arts	0	43.9	24.0	19.6	12.6	0

CONTINUE ON PAGE 2

3. On the whole, do you think it should or should not be the government's responsibility to....*(Choose one box on each line)*

	Definitely should be	Probably should be	Probably should not be	Definitely should not	Can't choose
a. provide a job to everyone who wants it	4.9	61.6	20.6	12.9	0
b. keep prices under control	0	63.4	11.1	0	25.5
c. provide health care for the sick	69.5	30.5	0	0	0
d. provide decent standard of living for the old	64.3	35.7	0	0	0
e. provide industry the help it needs to grow	12.6	11.7	62.8	12.9	0
f. provide decent standard of living for the unemployed	32.1	55.0	12.9	0	0
g. reduce income differences between the rich and the poor	43.9	19.6	12.9	12.6	11.1
h. give financial help to university students from low income families	51.7	48.3	0	0	0
i. provide decent housing for those who can't afford it	49.6	50.4	0	0	0
j. impose strict laws to make industry do less damage to the environment	75.7	11.7	0	12.6	0

4. How successful do you think the government in your country is nowadays in each of the following areas?*(Choose one box on each line)*

	Very successful	Quite successful	Neither successful nor unsuccessful	Quite unsuccessful	Very unsuccessful	Can't choose
a. The environment	0	43.6	24.3	12.6	19.5	0
b. Health	0	45.0	13.5	28.9	12.6	0
c. The police and law enforcement	0	75.7	11.7	0	12.6	0
d. Education	0	12.6	43.6	19.5	24.3	0
e. The military and defense	0	43.2	56.8	0	0	0
f. Old age pensions	19.6	12.6	35.7	32.1	0	0
g. Unemployment benefits	19.6	56.1	11.7	12.6	0	0
h. Culture and the arts	0	32.5	23.7	43.9	0	0

5. Suppose the government suspected that a terrorist act was about to happen. Do you think the authorities have the right to *(Choose one on each line)*

	Definitely should have have right	Probably should have right	Probably should not have right	Definitely should not have right	Can't choose
a. detain people for as long as they want without putting them on trial	0	0	37.2	62.8	0
b. tap people's telephone conversations	12.6	25.5	11.1	50.9	0
c. stop an search people in the street at random	12.6	12.6	24.6	50.2	0

6. In general, would you say that people should obey the law without exception, or are there exceptional occasions on which people should follow their consciences even if it means breaking the law? *(Choose one)*

- a. 14.4 Obey the law without exception
- b. 85.6 Follow conscience on occasions
- c. 0 Can't choose

7. There are many ways people or organizations can protest against a government action they strongly oppose. Please show which you think should be allowed and which should not be allowed. *(Choose one box on each line)*

	Definitely	Probably	Probably not	Definitely not	Can't choose
a. Organizing public meetings to protest against government	100	0	0	0	0
b. Organizing protest marches and demonstrations	100	0	0	0	0
c. Organizing a nationwide strike of all workers against the government	56.4	43.6	0	0	0

8. There are some people whose views are considered extreme by the majority. As, for example, people who want to overthrow the government by revolution. Do you think such people should be allowed to..... *(Choose one box on each line)*

	Definitely	Probably	Probably not	Definitely not	Can't choose
a. hold public meetings to express their views?	100	0	0	0	0
c. publish books expressing their views?	100	0	0	0	0

9. All systems of justice make mistakes, but which do you think are worse? *(Choose one)*

- a. 100 To convict an innocent person.
- b. 0 To let a guilty person go free.
- c. 0 Can't choose

10. Generally, how would you describe taxes (all taxes together such as wage deductions, income tax, tax on goods and services) in your country today?

10.1 First, for those with high incomes, taxes are..... *(Choose one)*

- a. 12.6 Much too high
- b. 0 Too high
- c. 52.0 About right
- d. 24.3 Too low
- e. 11.1 Much too low
- f. 0 Can't choose

10.2 Next, for those with middle incomes, taxes are.... *(Choose one)*

- a. 12.6 Much too high
- b. 19.5 Too high
- c. 67.9 About right
- d. 0 Too low
- e. 0 Much too low
- f. 0 Can't choose

10.3 Next, for those with low incomes, taxes are.... *(Choose one)*

- a. 12.6 Much too high
- b. 42.4 Too high
- c. 45.0 About right
- d. 0 Too low
- e. 0 Much too low
- f. 0 Can't choose

11. To what extent do you agree or disagree with the following statements?**11.1 “There are only a few people I can trust completely”** *(Choose one)*

- a. 44.7 Strongly agree
- b. 12.9 Agree
- c. 0 Neither agree nor disagree
- d. 42.4 Disagree
- e. 0 Strongly disagree
- f. 0 Can't choose

11.2 “If you are not careful, other people will take advantage of you” *(Choose one)*

- a. 0 Strongly agree
- b. 32.1 Agree
- c. 12.9 Neither agree nor disagree
- d. 55.0 Disagree
- e. 0 Strongly disagree
- f. 0 Can't choose

12. Do you think that the treatment people get from public officials in your country depends on who they know?
(Choose one)

- a. 0 Definitely yes
- b. 32.1 Probably yes
- c. 43.3 Probably does not
- d. 24.6 Definitely does not
- e. 0 Can't choose

13. In your opinion, about how many politicians in your country are involved in corruption?
(Choose one)

- a. 56.1 Almost none
- b. 12.6 A few
- c. 31.3 Some
- d. 0 Quite a lot
- e. 0 Almost all
- f. 0 Can't choose

14. In light of the global financial and economic crisis, what do you think should be your country's government's response? Please indicate which one of these options are YOU in favor of and which one YOU oppose?
(Choose one box on each line)

	Strongly in favor of	In favor of	Against	Strongly against	Can't choose
a. <u>decrease corporate</u> taxes (even if it means lower budget revenues)	0	0	67.9	32.1	0
b. <u>decrease personal</u> taxes (even if it means lower budget revenues)	20.5	17.8	48.6	13.1	0
c. <u>increase corporate</u> taxes (even if it means slower economic growth)	0	11.7	63.1	25.1	0
d. <u>increase personal</u> taxes (even if it means slower economic growth)	0	0	44.2	44.7	11.1
e. cut social benefits (retirement, unemployment benefits, disability)	0	0	44.2	55.8	0
f. engage in large scale investment/building projects	12.6	74.5	12.9	0	0
g. cut government expenditures	12.6	12.9	55.0	19.5	0
h. curtail the employment of foreign workers	12.6	32.1	11.7	43.6	0
i. provide a guarantee for mortgages	12.6	30.7	43.9	12.9	0
j. create a bank that would buy up toxic assets	0	74.5	25.5	0	0

15. In light of the global financial and economic crisis what do you think should your government's priority be in the next 12 months? *(Please rank the options below 1 highest priority, 5 lowest priority- type in the number)*

- | | | | |
|--|-------|---|---|
| a. maintain employment | 60.9% | 1 | (rank from 1 highest priority to 5 lowest priority) |
| b. minimize budget deficits | 56.5% | 4 | (rank from 1 highest priority to 5 lowest priority) |
| c. enhance business environment | 31.3% | 2 | (rank from 1 highest priority to 5 lowest priority) |
| d. stabilize banking sector | 43.9% | 3 | (rank from 1 highest priority to 5 lowest priority) |
| e. stimulate economy through government spending | 44.7% | 2 | (rank from 1 highest priority to 5 lowest priority) |

16. What is your estimate, how many more months will the current economic downturn last in your country? *(Type in months)*

I estimate that the current economic downturn will last 13.4 (mean) more months in my country.

17. In the horizon of 2 years, do you expect that the current global economic downturn will inspire more cooperation among countries or cause protectionism? *(Choose one)*

- 25.8 The current economic crisis will inspire more cooperation among countries
- 64.5 The current economic crisis will cause more protectionism
- 9.7 There will be no change in the level of cooperation between countries due to the global economic crisis
- 0 Can't choose

18. In light of the financial crisis are you in favor of or do you oppose additional government oversight for the financial industry in your country? *(Choose one)*

- 67.9 I am strongly in favor of additional government oversight for the financial industry in my country
- 32.1 I am in favor of additional government oversight for the financial industry in my country
- 0 I oppose additional government oversight for the financial industry in my country
- 0 I strongly oppose additional government oversight for the financial industry in my country
- 0 Can't choose.

19. In what year were you born? *(Type your answer)*

suppressed year

20. What is your marital status? *(Choose one)*

- suppressed single
- suppressed married
- suppressed widowed
- suppressed other

21. Approximately, how many people resided in the city/town/village where you lived at the time of your high school graduation? *(Type your answer)*

suppressed

22. Please indicate your gender. *(Choose one)*

- suppressed female
- suppressed male

23. Which political party do you represent in this legislature? *(Type your answer)*

suppressed

**THANK YOU FOR COMPLETING THE INTERNATIONAL LEGISLATOR
SURVEY PROJECT'S QUESTIONNAIRE ON THE ROLE OF GOVERNMENT.**

**PLEASE SAVE THIS COMPLETED QUESTIONNAIRE
TO YOUR COMPUTER
AND
SEND IT AS AN ATTACHMENT BY EMAIL TO:
tibi@udel.edu**

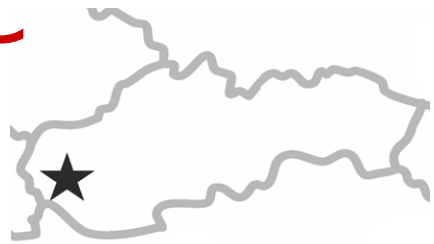
**IF YOU ARE HAVING DIFFICULTIES SAVING OR EMAILING THIS QUESTIONNAIRE, PLEASE PRINT IT OUT
AND SEND IT TO OUR MAILING ADDRESS AT:**

UNIVERSITY OF DELAWARE
292 GRAHAM HALL
NEWARK, DE 19716
USA

IF YOU WOULD LIKE TO FIND OUT MORE ABOUT THIS PROJECT,
PLEASE VISIT OUR WEB PAGE AT: www.udel.edu/ilsp

SLOVAK REPUBLIC

Number of legislators	150
Undeliverable	3
Refused response	2
Completed questionnaires	52
Effective response rate	36%



ECONOMY

Diverging opinions on the role of government in the economy are common. Legislators from the Slovak Republic were asked to indicate their preference (Figure 1). All respondents are in favor of cutting government spending, 94% of legislators are in favor of government financing of projects to create new jobs, followed by 64% of legislators indicating being in favor of supporting industry to develop new technology. The other government actions are supported by significantly lower proportion of legislators. The issue of government responsibility is addressed next. Legislators were offered 10 different areas of influence (Figure 2). Interestingly, in Slovakia, only one area of government influence – imposing strict laws to make industry do less damage to the environment – is considered a government responsibility by more than 50% of respondents. Governments often have to balance increasing taxes to pay for services and decreasing taxes to encourage domestic consumption. Almost 70% of respondents indicate that taxes for the high income group are about right (Figure 3). For the middle income group - respondents are evenly split between considering taxes being too high and taxes being just right. For the low income group, over 50% responding legislators in Slovakia indicate that taxes are too high.

ECONOMIC SLOWDOWN

The current global economic slowdown frames much of current government action in Slovakia. As a response to the current economic crisis, 94% of legislators support cutting government spending, 85% support decreasing corporate taxes, and also decreasing personal taxes, and 60% support government engagement in large scale investment projects (Figure 4). The impact of the current economic crisis in individual countries is exacerbated by the interconnected nature of economic activity. Legislators were asked to indicate their own estimate of the

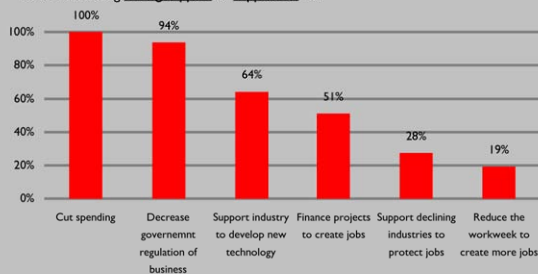
impact of this slowdown on cooperation among countries (Figure 5). About 43% of Slovak legislators indicated that they expect that the current economic slowdown will cause no change in the level of cooperation among countries. About 31% of respondents indicated that the economic crisis of today will inspire more cooperation among countries. About 26% of responding legislators from the Slovak Republic expect increased protectionism due to the current economic crisis.

CITIZEN AND THE STATE

Legislative actions often frame the relationship between the government and the citizen. To this extent, legislators were asked to assess the treatment of people by public officials (Figure 6). About 47% of legislators responding believe that the treatment of people by public officials probably does depend on whom they know. About 17% of the legislators indicate that the treatment people receive definitely does depend on whom people know. A bit over a third of responding legislators estimate that the treatment people get from public officials probably does not depend on their contacts. None of the responding legislators suggested that the treatment people received definitely does not depend on who they know. The relationship between the citizen and the state is often best qualified in acute situations. Legislators were presented with government actions in case of a suspected terrorist threat (Figure 7). Almost 56% of legislators supported tapping people's telephone conversations, and 36% of respondents indicated that authorities should probably or definitely have the right to detain people for as long as they want without putting them on trial. About 19% of legislators indicated that the authorities definitely or probably should have the right to stop and search people on the street. Legislative work takes place in a framework of beliefs and values. About 55% of legislators indicate that people should follow their conscience on occasion. About 43% indicated that people should obey the law without exception (Figure 8).

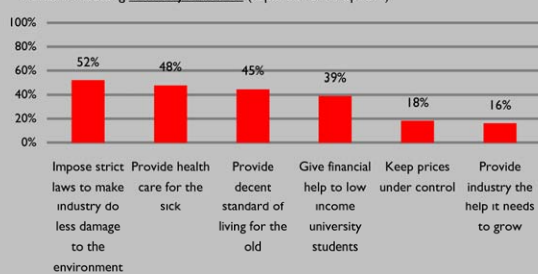
1. What should the Government do for the economy?

Percent indicating Strong Support or Support for.....



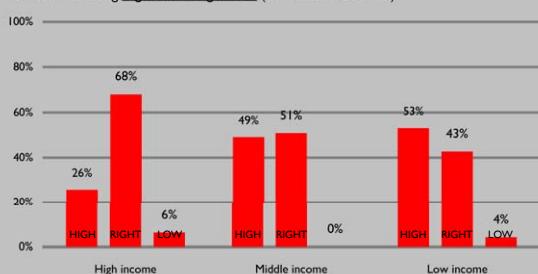
2. Should it be the Government's responsibility to....?

Percent indicating Definitely should be (top 6 out of 10 options)



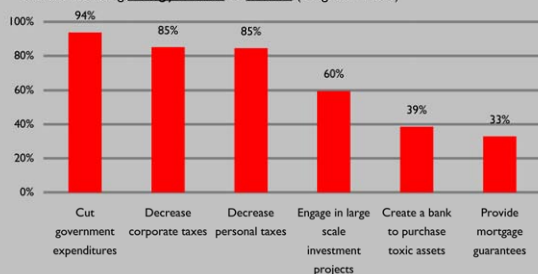
3. Describe taxes in your country for different income groups.

Percent indicating High, About Right, Low (can't choose excluded)



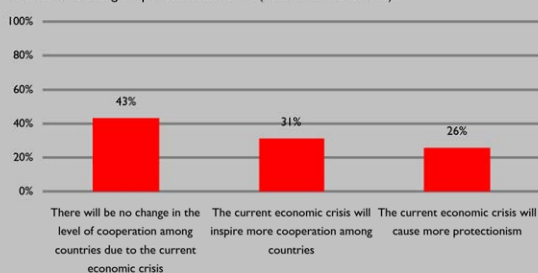
4. Support for Government response to the economic crisis.

Percent indicating Strongly in Favor or In Favor (6 highest ranked)



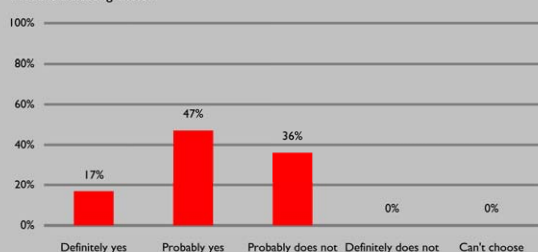
5. Impact of economic crisis on cooperation among countries.

Percent indicating impact of current crisis (can't choose excluded)



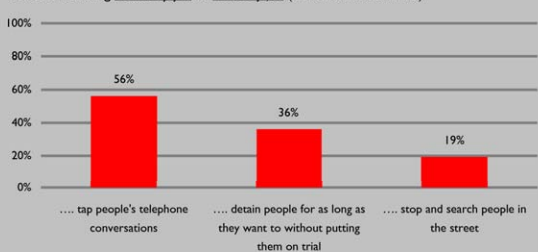
6. Does the treatment of people by public officials depend on who they know?

Percent indicating choice



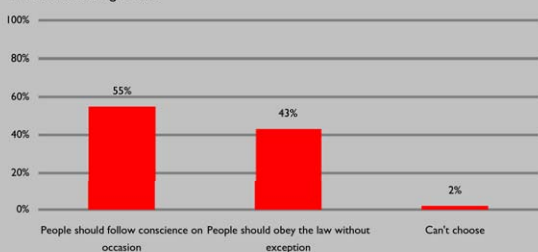
7. If the Government suspects a terrorist act was about to happen, should the authorities have the right to.....?

Percent indicating Definitely yes or Probably yes (can't choose excluded)



8. Should people obey the law without exception or follow conscience on occasion?

Percent indicating choice.





ÚLOHA VLÁDY 2009

www.udel.edu/ilsp


Návod:

- Otvorte dotazník v textovom editore WORD
- V dotazníku vyplňte svoje odpovede
- Uložte vyplnený dotazník na Vašom počítači
- Zašlite dotazník elektronickou poštou ako prílohu na adresu: tibi@udel.edu

Cieľ – Cieľom tohoto prieskumu je vytvorenie zdroja pre verejnosť, výskumných pracovníkov a zákonodarcov pre štúdium názorových rozdielov medzi zákonodarcami ohľadom úlohy vlády.

Rozsah – Tento dotazník je rozoslaný všetkým zákonodarcam v Českej republike, Belgicku, Holandsku, Írsku, Maďarsku a v Slovenskej republike.

Dôverné narábanie s výsledkami – Vaše odpovede budú spracované anonymne. Výsledky budú analyzované v agregovanej forme aby sa zamedzilo spätnej identifikácii respondentov.

Účasť – Vaša účasť je dobrovoľná, ale Vaše odpovede sú veľmi potrebné na dosiahnutie výsokej úrovne reprezentatívnosti tohto výskumu.

Odhlásenie sa – Ak si neželáte byť kontaktovaný so žiadosťou o vyplnenie tohto dotazníka, prosím, pošlite e-mailovú správu s vašim menom na tibi@udel.edu.

Ťažkosti – Ak máte ťažkosti s uložením alebo zaslaním vyplneného dotazníka elektronickou poštou, vytlačte prosím vyplnený formulár a zašlite ho leteckou poštou na našu adresu: University of Delaware, 292 Graham Hall, Newark, DE 19716, USA

Ak by ste radi získali dodatočné informácie ohľadom tohto projektu, navštívte našu stránku na adrese:

www.udel.edu/ilsp

1. Vláda ma k dispozícii množstvo opatrení, ktorými môže ovplyvňovať ekonomiku krajiny. Uvedte, prosím, ktoré z týchto krokov podporujete a ktoré odmietať. (V každom riadku označte jednu odpoveď)

	Silne Podporujem	Podporujem	Ani súhlas ani nesúhlas	Odmietam	Zásadne odmietať	Neviem si vybrať
a. Škrty vo vládných výdavkoch.	52.3	47.7	0	0	0	0
b. Vládne financovanie programov na vytvorenie pracovných miest.	14.9	36.4	27.6	21.2	0	0
c. Menej zásahov vlády do podnikania.	49.4	44.2	0	6.3	0	0
d. Dotovanie vývoja nových preimys. výrobkov a technológií	24.0	40.2	35.8	0	0	0
e. Podpora upadajúcim priemyselným odvetviam s cieľom udržania zamestnanosti	12.7	14.9	22.4	22.2	27.9	0
f. Krátenie prac. týždňa v záujme vytvorenia pracovných miest	0	19.3	42.0	25.9	12.8	0

2. Vládne výdavky je možné rozdeliť do rôznych oblastí. Povedzte nám, či by vládne výdavky mali byť v danej oblasti vyššie alebo nižšie. Uvedomte si, že pokiaľ uvediete "omnoho vyššie", mohlo by to vyžadovať zvýšenie daní potrebných na finančné krytie zvýšených vládných výdavkov. (V každom riadku označte jednu odpoveď)

	Omnoho vyššie výdavky	Vyššie výdavky	Rovnaké výdavky ako doteraz	Nižšie výdavky	Omnoho nižšie výdavky	Neviem si vybrať
a. Životné prostredie	0	30.7	48.1	21.2	0	0
b. Zdravotníctvo	8.5	24.3	39.5	27.6	0	0
c. Polícia a vymožiteľnosť práva	1.3	24.4	53.1	8.5	12.7	0
d. Vzdelávanie	30.7	31.0	38.3	0	0	0
e. Armáda a obrana	6.3	8.5	23.7	42.4	19.1	0
f. Dôchodky	19.0	17.1	59.5	4.5	0	0
g. Podpora pre nezamestnaných	0	8.5	60.5	31.0	0	0
h. Kultúra a umenie	5.3	21.2	64.9	8.5	0	0

POKRAČUJTE NA STRANE 2

3. Vo všeobecnosti, myslíte si, že úlohou vlády by malo, alebo nemalo byť.....*(V každom riadku označte jednu odpoveď)*

	Určite by malo byť	Asi by malo byť	Asi by nemalo byť	Určite by nemalo byť	Neviem si vybrať
a. poskytnúť prácu každému, kto má o ňu záujem	1.6	19.0	17.7	61.7	0
b. udržiavať cenovú úroveň	18.3	5.4	19.1	48.4	8.6
c. poskytovať zdravotnú starostlivosť chorým	47.9	17.5	21.7	0	12.9
d. poskytovať dôstojnú životnú úroveň starým ľuďom	44.6	37.1	13.0	0	5.3
e. poskytovať pomoc odvetviam, ktoré ju potrebujú pre svoj rast	16.2	24.6	37.0	20.6	1.7
f. poskytovať dôstojnú životnú úroveň nezamestnaným	0	60.2	39.8	0	0
g. znižovať príjmové rozdiely medzi bohatými a chudobnými	14.9	2.1	22.5	56.2	4.3
h. poskytovať finančnú pomoc univerzitným študentom z rodín s nízkimi príjmami	39.0	55.0	0	5.4	22
i. poskytovať dôstojnú životnú úroveň tým, ktorí si ju nemôžu dovoliť	8.5	21.5	47.7	0	0
j. zaviesť prísne pravidlá aby sa obmedzila degradácia životného prostredia priemyslom	1.6	19.0	17.7	61.7	0

4. Do akej miery je podľa Vás úspešná alebo neúspešná vláda vo Vašej krajine v nasledujúcich oblastiach?*(V každom riadku označte jednu odpoveď)*

	Mimoriadne úspešná	Skôr úspešná	Ani úspešná ani ne úspešná	Skôr neúspešná	Mimoriadne ne úspešná	Neviem si vybrať
a. Životné prostredie	0	8.5	39.5	39.3	12.7	0
b. Zdravotníctvo	0	0	13.7	25.5	60.7	0
c. Polícia a vymožitelnosť práva	0	0	30.9	44.4	18.3	6.3
d. Vzdelávanie	0	8.5	37.3	25.4	22.5	6.3
e. Armáda a obrana	0	17.1	77.5	5.3	0	0
f. Dôchodky	0	12.7	29.0	53.6	4.5	0
g. Podpora pre nezamestnaných	4.5	27.5	37.1	22.4	8.5	0
h. Kultúra a umenie	0	17.1	36.1	41.5	5.3	0

5. Predpokladajme, že vláda sa domnieva, že sa pripravuje teroristický čin. Myslíte si, že by príslušné štátne úrady mali mať právo.....*(V každom riadku označte jednu odpoveď)*

	Určite by mali mať právo	Asi by mali mať právo	Asi by nemali mať právo	Určite by nemali mať právo	Neviem si vybrať
a. zadržať ľudí, na takú dobu akú uznajú za vhodnú, bez súdneho procesu	0	36.1	21.3	42.7	0
b. odpočúvať telefónne rozhovory	17.3	38.9	20.7	23.1	0
c. náhodne zastaviť a prehľadávať ľudí na ulici	0	19.3	50.9	29.7	0

6. Podľa Vás, vo všeobecnosti platí, že ľudia by mali dodržiavať zákony be výnimky, alebo sa majú vo výnimočných prípadoch riadiť svojim svedomím, i v prípade, že by tým porušili zákon? (Vyberte jednu odpoveď)

- a. 43.7 Dodržiavať zákony bez výnimky
b. 54.7 Príležitostne sa riadiť svedomím
c. 1.6 Nevie si vybrať

7. Existuje mnoho spôsobov ktorými ľudia alebo organizácie môžu protestovať proti aktivitám vlády s ktorými nesúhlasia. Ktoré spôsoby protestu by podľa Vás mali byť dovolené a ktoré nie? Malo by byť povolené: (V každom riadku označte jednu odpoveď)

	Rozhodne súhlasím	Skôr súhlasím	Skôr nesúhlasím	Určite nesúhlasím	Neviem si vybrať
a. Organizovanie verejných zhromaždení k vyjadreniu protestov voči vláde	85.1	6.3	0	8.5	0
b. Organizovanie verejných protestných pochodov a demonštrácií	48.1	39.2	4.2	8.5	0
c. Organizovanie celoštátnych štrajkov všetkých pracujúcich voči vláde	4.5	45.9	27.0	17.1	5.4

8. Existujú ľudia, ktorých názory väčšina považuje za extrémne. Myslíte si, že ľuďom, ktorí chcú revolúciou zvrhnúť vládu by malo byť povolené aby (V každom riadku označte jednu odpoveď)

	Rozhodne súhlasím	Skôr súhlasím	Skôr nesúhlasím	Určite nesúhlasím	Neviem si vybrať
a. organizovali verejné stretnutia, kde by vyjadrovali svoje názory?	7.1	43.5	22.0	14.3	13.1
c. vydávali knihy, vyjadrujúce ich názory?	1.6	62.2	23.1	0	13.1

9. Všetky súdne systémy sa dopúšťajú omylov. Ktoré z omylov Vy osobne považujete za horšie? (Vyberte jednu odpoveď)

- a. 93.7 Odsúdiť nevinného človeka.
b. 6.3 Oslobodiť človeka, ktorý je vinný.
c. 0 Nevie si vybrať.

10. Aký je Vaš všeobecný názor na dane (všetky dane a odvody) vo Vašej krajine?

10.1 Pre tých, ktorí majú vysoké príjmy, dane sú..... (Označte jednu odpoveď)

- a. 12.7 príliš vysoké
b. 13.0 vysoké
c. 68.0 primerané
d. 0 nízke
e. 6.3 príliš nízke
f. 0 neviem si vybrať

10.2 Pre tých, ktorí majú stredné príjmy, dane sú..... (Označte jednu odpoveď)

- a. 12.7 príliš vysoké
b. 36.4 vysoké
c. 50.9 primerané
d. 0 nízke
e. 0 príliš nízke
f. 0 neviem si vybrať

10.3 Pre tých, ktorí majú nízke príjmy, dane sú..... (Označte jednu odpoveď)

- a. 12.7 príliš vysoké
b. 40.5 vysoké
c. 42.7 primerané
d. 4.2 nízke
e. 0 príliš nízke
f. 0 neviem si vybrať

11. Pri každom z uvedených tvrdení, prosím uveďte, do akej miery s ním súhlasíte alebo nesúhlasíte.

11.1 "Existuje len málo ľudí, ktorým môžem úplne dôverovať" (*Označte jednu odpoveď*)

- a. 13.0 rozhodne súhlasím
- b. 66.8 súhlasím
- c. 0 ani súhlasím ani nesúhlasím
- d. 14.9 nesúhlasím
- e. 5.3 rozhodne nesúhlasím
- f. 0 neviem si vybrať

11.2 "Ak si nebudete dávať pozor, ostatní ľudia Vás budú využívať" (*Označte jednu odpoveď*)

- a. 8.5 rozhodne súhlasím
- b. 19.1 súhlasím
- c. 26.9 ani súhlasím ani nesúhlasím
- d. 45.5 nesúhlasím
- e. 0 rozhodne nesúhlasím
- f. 0 neviem si vybrať

12. Myslíte si, že zaobchádzanie, ktoré sa dostáva ľuďom od štátnych úradníkov závisí na tom, koho poznajú?

(*Označte jednu odpoveď*)

- a. 16.9 rozhodne áno
- b. 47.1 asi áno
- c. 36.1 asi nie
- d. 0 rozhodne nie
- e. 0 neviem si vybrať

13. Podľa Vášho názoru, koľko politikov je vo Vašej krajine zapojených do korupcie? (*Označte jednu odpoveď*)

- a. 0 skoro nikto
- b. 0 len málo
- c. 69.0 niektorí politici
- d. 31.0 mnoho
- e. 0 skoro všetci
- f. 0 neviem si vybrať

14. V kontexte globálnej finančnej a ekonomickej krízy, aká by mala byť reakcia vlády vo Vašej krajine? Uveďte, ktoré z uvedených variant YY osobne podporujete a ktoré odmietať? (*V každom riadku označte jednu odpoveď*)

	Silne podporujem	Podporujem	Odmietam	Silne odmietať	Neviem si vybrať
a. <u>zniženie daní právnickým osobám</u> (aj za cenu zníženia štátnych príjmov)	52.3	32.9	8.5	6.3	0
b. <u>zniženie daní fyzickým osobám</u> (aj za cenu zníženia štátnych príjmov)	53.5	31.0	8.9	6.6	0
c. <u>zvýšenie daní právnickým osobám</u> (aj za cenu spomalenia ekonomického rastu)	0	6.3	30.7	62.9	0
d. <u>zvýšenie daní fyzickým osobám</u> (aj za cenu spomalenia ekonomického rastu)	0	0	29.8	70.2	0
e. <u>zniženie sociálnych výdavkov</u> (dôchodky, podpora nezamestnaným, invalidný dôch.)	0	8.5	82.9	0	8.5
f. <u>zapojenie sa do veľkých investičných/stavebných projektov</u>	8.5	50.9	40.5	0	0
g. <u>zniženie vládnych výdavkov</u>	56.4	37.3	6.3	0	0
h. <u>obmedzenie zamestnávania zahraničných pracovníkov</u>	0	28.7	56.4	8.5	6.3
i. <u>poskytovanie garancií na hypotekárne úvery</u>	0	32.9	42.8	18.0	6.3
j. <u>založenie banky za účelom nákupu toxických aktív</u>	14.7	24.0	21.4	33.4	6.6

15. V kontexte globálneho finančného a ekonomickeho útlmu, čo by malo byť prioritou vlády vo Vašej krajine v priebehu nadchádzajúcich 12 mesiacov? *(Zoradte podľa dôležitosti 1-najdôležitejšie, 5-najmenej dôležité)*

- | | | | |
|--|-------|---|--|
| a. udržanie zamestnanosti | 26.9% | 1 | (1-najdôležitejšie, 5-najmenej dôležité) |
| b. minimalizovanie deficitu verejných financií | 37.0% | 4 | (1-najdôležitejšie, 5-najmenej dôležité) |
| c. zlepšenie podnikateľského prostredia | 71.3% | 1 | (1-najdôležitejšie, 5-najmenej dôležité) |
| d. stabilizácia bankového sektora | 32.9% | 5 | (1-najdôležitejšie, 5-najmenej dôležité) |
| e. stimulácia ekonomiky | 35.1% | 3 | (1-najdôležitejšie, 5-najmenej dôležité) |
- prostredníctvom verejných výdavkov

16. Podľa Vášho názoru, ešte koľko mesiacov potrvá súčasný ekonomický útlm vo Vašej? *(uved'te mesiace)*

Odhadujem, že súčasný ekonomický útlm potrvá ešte 22.6 (priemer) mesiacov

17. V horizonte 2 rokov, predpokladáte, že súčasný globálny útlm bude inšpirovať viac kooperácie medzi krajinami, alebo zvýši úroveň protekcionizmu? *(Označte jednu odpoveď)*

- a. 30.9 Súčasný ekonomický útlm bude inšpirovať viac kooperácie medzi krajinami
 b. 25.7 Súčasný ekonomický útlm bude inšpirovať protekcionizmus
 c. 43.3 Súčasný ekonomický útlm nezmení úroveň kooperácie medzi krajinami
 d. 0 Neviem si vybrať

18. V kontexte globálnej finančnej krízy podporujete, alebo odmietate zvýšenie úrovne vládneho dohľadu nad finančným trhom vo Vašej krajine? *(Označte jednu odpoveď)*

- a. 23.4 Zásadne podporujem zvýšenie úrovne vládneho dohľadu nad finančným trhom.
 b. 40.5 Podporujem zvýšenie úrovne vládneho dohľadu nad finančným trhom.
 c. 23.3 Odmietam zvýšenie úrovne vládneho dohľadu nad finančným trhom.
 d. 0 Zásadne odmietam zvýšenie úrovne vládneho dohľadu nad finančným trhom.
 e. 12.7 Neviem si vybrať

19. V ktorom roku ste sa narodili? *(Vpíšte rok)*

nezhrnuté rok narodenia

20. Aký je Váš rodinný stav? *(Označte jednu odpoveď)*

- a. nezhrnuté slobodný/slobodná
 b. nezhrnuté ženatý/vydatá
 c. nezhrnuté vdova/vdovec
 d. nezhrnuté iný

21. Približne koľko ľudí bývalo v meste/obci v ktorej ste mali trvalý pobyt keď ste ukončili strednú školu?

(Vpíšte počet obyvateľov)

nezhrnuté

22. Uved'te svoje pohlavie. *(Označte jednu odpoveď)*

- a. nezhrnuté ženské
 b. nezhrnuté mužské

23. ktorú politickú stranu reprezentujete v parlamente? *(Vpíšte meno politickej strany)*

nezhrnuté

**ĎAKUJEM, ŽE STE VYPLNILI DOTAZNÍK MEDZINÁRODNÉHO PRIESKUMU
ZÁKONODARCOV, KTORÝ SA TÝKAL ÚLOHY VLÁDY.**

**PROSÍM ULOŽTE SÚBOR NA SVOJOM POČÍTAČI A
ZAŠLITE HO PROSTREDNÍCTVOM ELEKTRONICKEJ
POŠTY AKO PRÍLOHU NA ADRESU:**

tibi@udel.edu

V PRÍPADE ŤAŽKOSTÍ S ULOŽENÍM ALEBO ZASLANÍM SÚBORU, VYTLAČTE VYPLNENÝ
DOTAZNÍK A ZAŠLITE HO LETECKOU POŠTOU NA ADRESU:

UNIVERSITY OF DELAWARE
292 GRAHAM HALL
NEWARK, DE 19716
USA

AK BY STE RADI ZÍSKALI VIAC INFORMÁCIÍ OHL'ADOM TOHTO PROJEKTU,
NAVŠTIVTE NAŠU WEBOVÚ STRÁNKU NA ADRESE: www.udel.edu/ilsp



<http://www.udel.edu/ilsp>

University of Delaware
Center for Applied Demography & Survey Research
292 Graham Hall
Newark, DE 19716
USA

tel: 1-302-831-3320
fax: 1-302-831-6434

The University of Delaware is committed to assuring equal opportunity to all persons and does not discriminate on the basis of race, color, gender, religion, ancestry, national origin, sexual preference, veteran status, age, or disability in its educational programs, activities, admissions, or employment practices as required by Title IX of the Educational Amendments of 1972, Title VI of the Civil Rights Act of 1964, the Rehabilitation Act of 1973, the Americans with Disabilities Act, other applicable statutes, and University policy. Inquiries concerning these statutes and information regarding campus accessibility and Title VI should be referred to the Affirmative Action Officer, 305 Hullihen Hall, 302/831-2835 (voice), 302/831-4552(TDD).